



Instantor[®]

Superior Plumbing Products
from **Sanbra Fyffe Ltd** –
The Makers of **Instantor[®]**



Instantor[®]

Compression Fittings



UK WATER
REGULATION 4



DZR

Instantor Compression Fittings - DZR

Many of our compression fittings (up to 2") are also available in Dezincification Resistant (DZR) Brass. Manufactured and NSAI certified to EN1254-2 For Water, Natural Gas and LPG pipework systems. Dezincification of non DZR brass fittings can occur in certain water conditions (In such conditions, DZR fittings should be used). DZR fittings are marked with the 'CR' (Corrosion Resistant) symbol as specified in European standards to denote materials of assessed resistance.



CHROME

Instantor Compression Fittings - Chrome

Please add 50% to the brass finished price to calculate Instantor chrome plated price



310 Straight Coupler Cx C



CODE	SIZE	BOX QTY	PACK QTY	PRICE €
310001	1/2"	200	10	
310002	3/4"	100	10	
310003	1"	80	10	
310004	1 1/4"	69	L	
310005	1 1/2"	25	L	
310006	2"	25	2	
310021	3/4" x 1/2"	120	10	
310031	1" x 1/2"	80	10	
310032	1" x 3/4"	80	10	
310042	1 1/4" x 3/4"	50	L	
310043	1 1/4" x 1"	50	L	
307000	1/2" x 8mm (1/4")	-	10	
306999	1/2" x 10mm	-	10	
306998	1/2" x 12mm	-	10	
307005	1/2" x 15mm	-	L	

310/RV Straight Coupler with Air Vent



CODE	SIZE	PACK QTY	PRICE €
310RV1	1/2"	L	

P311 Straight Coupler M.I. x Poly



CODE	SIZE	BOX QTY	PACK QTY	PRICE €
311012	1/2" M x 3/4"	160	10	
311023	3/4" M x 1"	100	10	
311034	1" M x 1 1/4"	84	10	
311035	1" M x 1 1/2"	40	L	
311045	1 1/4" M x 1 1/2"	45	L	

311 Straight Coupler M.I. x C



CODE	SIZE	BOX QTY	PACK QTY	PRICE €
311001	1/2"	300	10	
311002	3/4"	150	10	
311003	1"	100	10	
311004	1 1/4"	56	L	
311005	1 1/2"	36	L	
311006	2"	22	L	
311021	3/4" M x 1/2"	200	10	
311032	1" M x 3/4"	100	10	
311043	1 1/4" M x 1"	50	L	
311054	1 1/2" M x 1 1/4"	50	L	

312 Straight Coupler F.I. x C



CODE	SIZE	BOX QTY	PACK QTY	PRICE €
312001	1/2"	250	10	
312002	3/4"	100	10	
312003	1"	70	10	
312004	1 1/4"	63	L	
312005	1 1/2"	36	L	
312006	2"	22	L	
312021	3/4" F x 1/2"	150	10	
312032	1" F x 3/4"	100	10	

P312 Straight Coupler F.I. x Poly



CODE	SIZE	BOX QTY	PACK QTY	PRICE €
312012	1/2" F x 3/4"	200	10	
312023	3/4" F x 1"	100	10	
312034	1" F x 1 1/4"	80	L	
312045	1 1/4" F x 1 1/2"	30	L	

314 Swivel Coupler F.I. x C



CODE	SIZE	BOX QTY	PACK QTY	PRICE €
314001	1/2"	200	10	

315 Elbow C x C



CODE	SIZE	BOX QTY	PACK QTY	PRICE €
315001	1/2"	200	10	
315002	3/4"	120	10	
315003	1"	50	10	
315004	1 1/4"	38	L	
315005	1 1/2"	26	L	
315006	2"	12	L	
315021	3/4" x 1/2"	100	L	
315032	1" x 3/4"	-	L	
415011	1/2" x 15mm	-	-	
415022	3/4" x 22mm	-	-	

316 Elbow M.I. x C



CODE	SIZE	BOX QTY	PACK QTY	PRICE €
316001	1/2"	200	10	
316002	3/4"	100	10	
316003	1"	60	10	
316004	1 1/4"	40	L	
316005	1 1/2"	20	L	
316006	2"	12	L	
316021	3/4" M x 1/2"	150	L	
316032	1" M x 3/4"	80	L	

P316 Elbow M.I. x Poly



CODE	SIZE	BOX QTY	PACK QTY	PRICE €
316012	1/2" M x 3/4"	150	10	
316023	3/4" M x 1"	-	L	

317 Elbow F.I. x C



CODE	SIZE	BOX QTY	PACK QTY	PRICE €
317001	1/2"	150	10	
317002	3/4"	100	10	
317003	1"	50	10	
317004	1 1/4"	36	L	
317005	1 1/2"	25	L	
317006	2"	10	L	
317021	3/4" F x 1/2"	120	10	
317032	1" F x 3/4"	80	10	

317W Wallplate Elbow F.I. x C



CODE	SIZE	BOX QTY	PACK QTY	PRICE €
319001	1/2"	80	5	

P317 Elbow F.I. x Poly



CODE	SIZE	BOX QTY	PACK QTY	PRICE €
317012	1/2" F x 3/4"	150	10	
317023	3/4" F x 1"	60	10	

Note: Products produced from brass are NOT suitable for use underground.

Note: Products produced from brass are NOT suitable for use underground.

318 Equal Tees C x C x C



CODE	SIZE	BOX QTY	PACK QTY	PRICE €
318001	½"	120	10	
318002	¾"	80	10	
318003	1"	40	10	
318004	1¼"	28	L	
318005	1½"	16	L	
318006	2"	8	L	

318 Reducing Tees C x C x C



CODE	SIZE	BOX QTY	PACK QTY	PRICE €
318112	½" x ½" x ¾"	80	10	
318211	¾" x ½" x ½"	80	10	
318212	¾" x ½" x ¾"	70	10	
318221	¾" x ¾" x ½"	70	10	
318223	¾" x ¾" x 1"	50	10	
318311	1" x ½" x ½"	50	L	
318312	1" x ½" x ¾"	50	L	
318313	1" x ½" x 1"	40	L	
318321	1" x ¾" x ½"	50	L	
318322	1" x ¾" x ¾"	50	10	
318331	1" x 1" x ½"	50	10	
318332	1" x 1" x ¾"	40	10	
318323	1" x ¾" x 1"	50	10	
318441	1¼" x 1¼" x ½"	28	L	
318442	1¼" x 1¼" x ¾"	28	L	
318443	1¼" x 1¼" x 1"	28	L	
318553	1½" x 1½" x 1"	25	L	
318554	1½" x 1½" x 1¼"	20	L	

320 Boiler / Cylinder Tee M.I. x C x C



CODE	SIZE	BOX QTY	PACK QTY	PRICE €
320002	¾"	L	-	
320003	1"	L	-	
320322	1" M x ¾" x ¾"	L	-	
320332	1" M x 1" x ¾"	L	-	

321/P321 Wallplate Elbow F.I. x C



CODE	SIZE	BOX QTY	PACK QTY	PRICE €
321001	½"	30	5	
321002	¾"	30	5	
321012	½" F x ¾"	30	10	
321023	¾" F x 1"	25	L	

323 Cross C x C x C x C



CODE	SIZE	BOX QTY	PACK QTY	PRICE €
323001	½"	60	L	
323002	¾"	40	L	

327 Swivel Elbow F.I. x C



CODE	SIZE	BOX QTY	PACK QTY	PRICE €
327001	½"	200	10	
327002	¾"	80	L	

330 Tee C x C x F.I.



CODE	SIZE	BOX QTY	PACK QTY	PRICE €
330001	½"	80	10	
330002	¾"	50	10	
330003	1"	50	10	
330221	¾" x ¾" x ½" F	80	10	
330331	1" x 1" x ½" F	50	L	
330332	1" x 1" x ¾" F	50	L	

332 Stopcock C x C



CODE	SIZE	BOX QTY	PACK QTY	PRICE €
332001	½"	50	L	
332002	¾"	25	L	
332003	1"	20	L	
332004	1¼"	10	L	
332005	1½"	10	L	
332006	2"	4	L	

340 Adaptor M.I. x F.I Instantor®



CODE	SIZE	BOX QTY	PACK QTY	PRICE €
340001	½"	250	L	
340002	¾"	200	L	
340003	1"	140	L	

341 Adaptor F.I. x F.I Instantor® (B.S.P x CONEX)



CODE	SIZE	BOX QTY	PACK QTY	PRICE €
341001	½"	250	L	
341002	¾"	190	L	
341003	1"	100	L	

342 Adaptor F.I. x F.I. B.S.P.



CODE	SIZE	BOX QTY	PACK QTY	PRICE €
342001	½"	120	L	
342002	¾"	140	L	
342003	1"	100	L	

348 Reducing Set



CODE	SIZE	BOX QTY	PACK QTY	PRICE €
348018	½" x 10mm	-	-	
348021	¾" x ½"	500	10	
348031	1" x ½"	320	10	
348032	1" x ¾"	300	10	
348041	1¼" x ½"	200	L	
348042	1¼" x ¾"	200	L	
348043	1¼" x 1"	200	10	
348051	1½" x ½"	100	L	
348052	1½" x ¾"	100	L	
348053	1½" x 1"	100	L	
348054	1½" x 1¼"	100	L	
348061	2" x ½"	50	L	
348062	2" x ¾"	50	L	
348063	2" x 1"	50	L	
348064	2" x 1¼"	50	L	
348065	2" x 1½"	50	L	

350 Flanged Tank Connector with backnut



CODE	SIZE	BOX QTY	PACK QTY	PRICE €
350001	½"	150	10	
350002	¾"	110	10	
350003	1"	80	10	
350004	1¼"	50	L	
350005	1½"	40	L	
350006	2"	20	L	

Note: Products produced from brass are NOT suitable for use underground.

Note: Products produced from brass are NOT suitable for use underground.

351 Stop End



CODE	SIZE	BOX QTY	PACK QTY	PRICE €
351001	½"	350	10	
351002	¾"	200	10	
351003	1"	150	10	
351004	1¼"	100	L	
351005	1½"	72	L	

367 Gate Valve C x C




CODE	SIZE	BOX QTY	PACK QTY	PRICE €
367001	½"	60	10	
367002	¾"	50	5	
367003	1"	40	5	
367004	1¼"	15	5	
367005	1½"	5	5	
367006	2"	5	5	

372 Blank Cap and Washers



CODE	SIZE	BOX QTY	PACK QTY	PRICE €
372001	½"	700	50	
372002	¾"	350	25	
372002BSP	¾" BSP	-	-	
372003	1"	-	25	
372003BSP	1" BSP	-	-	
372004	1¼"	100	L	
372005	1½"	125	L	
372006	2"	72	L	
560510PK	1/2" Blank washer	-	L	
560511PK	3/4" Blank washer	-	L	
560512PK	1" Blank washer	-	L	

372RV Air Vent



CODE	SIZE	BOX QTY	PACK QTY	PRICE €
373001	½"	800	L	

378A Coupling Nut



CODE	SIZE	BOX QTY	PACK QTY	PRICE €
378001	½"	800	100	
378002	¾"	600	50	
378003	1"	300	50	
378004	1¼"	-	L	
378005	1½"	-	L	
378006	2"	68	L	

378B Compression Ring



CODE	SIZE	BOX QTY	PACK QTY	PRICE €
379001	½"	100	100	
379002	¾"	100	100	
379003	1"	50	50	
379004	1¼"	-	L	
379005	1½"	-	L	
379006	2"	-	L	

381 Pillar Cock Adaptor F.I. x C



CODE	SIZE	BOX QTY	PACK QTY	PRICE €
381001	½"	-	L	
381002	¾"	170	L	

171 Straight Coupler with Combined M.T. Plug C x C



CODE	SIZE	BOX QTY	PACK QTY	PRICE €
369001	½"	100	L	
369002	¾"	50	10	
369003	1"	50	L	
369000	Plug for 171	-	-	

271/633 M.T. Cock



CODE	SIZE	BOX QTY	PACK QTY	PRICE €
368001	½"	200	10	

471 Elbow with Combined M.T. Plug C x C



CODE	SIZE	BOX QTY	PACK QTY	PRICE €
370001	½"	-	L	
370002	¾"	50	10	
370003	1"	25	L	

571 Injector Tee C x F.I. x C



CODE	SIZE	BOX QTY	PACK QTY	PRICE €
357571	1"	50	5	
457571	28mm	-	L	

871 Elbow with Combined M.T. Plug M.I. x C



CODE	SIZE	BOX QTY	PACK QTY	PRICE €
371001	½"	-	L	
371002	¾"	60	10	
371003	1"	40	L	

Instantor Compression Spares

CODE	SIZE	PRICE €
560513 PK	Blank Fibre Washer For 1¼" No 372	
560514 PK	Blank Fibre Washer For 1½" No 372	
560515 PK	Blank Fibre Washer For 2" No 372	
568901 PK	½" Washers For 381	
568902 PK	¾" Washers For 381	
568903 PK	½" Washers For 327001/314001	
560110	Spare Rubber Washer For ½" 350001	
560111	Spare Rubber Washer For ¾" 350002	
560112	Spare Rubber Washer For 1" 350003	
560113	Spare Rubber Washer (part 7) 750305	
560210	Spare Fibre Washer For 372001	
560211	Spare Fibre Washer For 372002	
560212	Spare Fibre Washer For 372003	
540332	20mm x ½" Adapt Ring	
540333	25mm x ¾" Adapt Ring	
540334	½" Black Ring	
540335	¾" Black Ring	
479011	15mm Copper Olives	

310 Straight Coupler
C x C



CODE	SIZE	BOX QTY	PACK QTY	PRICE €
310007	2½"	-	L	
310008	3"	-	L	
310009	4"	-	L	

311 Straight Coupler
M.I. x C



CODE	SIZE	BOX QTY	PACK QTY	PRICE €
311007	2½"	-	L	
311008	3"	-	L	
311009	4"	-	L	

312 Straight Coupler
F.I. x C



CODE	SIZE	BOX QTY	PACK QTY	PRICE €
312007	2½"	-	L	
312008	3"	-	L	

315 Elbow Coupler
C x C



CODE	SIZE	BOX QTY	PACK QTY	PRICE €
315007	2½"	-	L	
315008	3"	-	L	
315009	4"	-	L	

316 Elbow Coupler
M.I. x C



CODE	SIZE	BOX QTY	PACK QTY	PRICE €
316007	2½"	-	L	
316008	3"	-	L	

317 Elbow Coupler
F.I. x C



CODE	SIZE	BOX QTY	PACK QTY	PRICE €
317007	2½"	-	L	

318
Equal Tees



CODE	SIZE	BOX QTY	PACK QTY	PRICE €
318007	2½"	-	L	
318008	3"	-	L	

044 Flanged
Brass Backnut



CODE	SIZE	BOX QTY	PACK QTY	PRICE €
044007	2½"	-	L	
044008	3"	-	L	
044009	4"	-	L	

348
Reducer Set



CODE	SIZE	BOX QTY	PACK QTY	PRICE €
348076	2½" x 2"	-	L	
348086	3" x 2"	-	L	
348087	3" x 2½"	-	L	

350
Flanged Tank
Connector
with backnut



CODE	SIZE	BOX QTY	PACK QTY	PRICE €
350007	2½"	-	L	
350008	3"	-	L	
350009	4"	-	L	

367 Gate Valve
C x C



CODE	SIZE	BOX QTY	PACK QTY	PRICE €
367007	2½"	-	L	
367008	3"	-	L	
367009	4"	-	L	

332 Stopcock
C x C



CODE	SIZE	BOX QTY	PACK QTY	PRICE €
332007	2½"	-	L	
332008	3"	-	L	

Note: Products produced from brass are NOT suitable for use underground.

Note: Products produced from brass are NOT suitable for use underground.

042 Reducing Bush
(BSP Thread) MI x FI



CODE	SIZE	BOX QTY	PACK QTY	PRICE €
042017	½" x ¼"	500	-	
305000	½" x ⅜"	-	10	
305001	⅜" x ¼"	-	-	
042021	¾" x ½"	400	10	
042031	1" x ½"	250	10	
042032	1" x ¾"	200	10	
042041	1¼" x ½"	-	L	
042042	1¼" x ¾"	220	L	
042043	1¼" x 1"	110	L	
042051	1½" x ½"	110	L	
042052	1½" x ¾"	100	L	
042053	1½" x 1"	140	L	
042054	1½" x 1¼"	100	L	
042065	2" x ¼"	100	L	

044 Flanged Brass
Backnut



CODE	SIZE	BOX QTY	PACK QTY	PRICE €
044001	½"	500	25	
044002	¾"	400	50	
044003	1"	250	25	
044004	1¼"	-	L	
044005	1½"	-	L	
044006	2"	-	L	
044011	½" HEAVY	500	-	

Polyadaptors

Polyadaptors
Complete



CODE	SIZE	PACK QTY	PRICE €
641010K	½"	100	
641020K	¾"	50	
641030K	1"	50	
641040K	1¼"	L	
641050K	1½"	L	

072 Hex Nipple
(BSP Thread)



CODE	SIZE	BOX QTY	PACK QTY	PRICE €
072007	¼"	1000	100	
072008	⅜"	-	L	
072001	½"	500	50	
072002	¾"	300	25	
072003	1"	180	10	
072004	1 ¼"	-	L	
072005	1 ½"	-	L	
072006	2"	-	L	

073 Parallel Nipple
(BSP Thread)



CODE	SIZE	BOX QTY	PACK QTY	PRICE €
073001	½"	400	25	
073010	½" - 100mm Long	-	-	
073002	¾"	350	25	
073100	¾" - 100mm Long	-	-	
073003	1"	-	L	
073004	1¼"	-	L	

074 M.I.
Brass Plug



CODE	SIZE	BOX QTY	PACK QTY	PRICE €
306000	⅜"	-	10	
074001	½"	500	10	
074002	¾"	300	10	
074003	1"	250	10	
074004	1¼"	100	L	
074005	1½"	-	L	
074006	1¾"	-	L	

Polyadaptors Inserts Only

CODE	SIZE	PACK QTY	PRICE €
642010	½"	100	
642020	¾"	50	
642030	1"	50	
642040	1¼"	L	
642050	1½"	L	

Polyadaptors Sleeves Only

CODE	SIZE	PACK QTY	PRICE €
643010	½"	100	
643020	¾"	50	
643030	1"	50	
643040	1¼"	L	
643050	1½"	L	



Instantor® Bucket Buy

Each Bucket Includes:

- 10 x ½" 310's
- 10 x ¾" 310's
- 10 x ¾" x ½" 310's
- 10 x ½" 315's
- 10 x ¾" 315's
- 10 x ½" 318's

and one of four **FREE** options below:



Instantor® Bucket Buy 1

CODE	CONTENTS X10	PRICE €
380000	½" 310, ¾" 310, ¾" x ½" 310, ½" 315, ¾" 315, ½" 318	
	Comes with Free... 1x ½" CxC WRAS Approved Lever Action Ball Valve 1x ¾" CxC WRAS Approved Lever Action Ball Valve	

Instantor® Bucket Buy 3

CODE	CONTENTS X10	PRICE €
380002	½" 310, ¾" 310, ¾" x ½" 310, ½" 315, ¾" 315, ½" 318	
	Comes with Free... 5x ½" CxC Chrome Plated Isolating Valves	

Instantor® Bucket Buy 2

CODE	CONTENTS X10	PRICE €
380001	½" 310, ¾" 310, ¾" x ½" 310, ½" 315, ¾" 315, ½" 318	
	Comes with Free... 1x ½" CxC WRAS Approved Lever Action Ball Valve 1x ¾" CxC Instantor 367 Gate Valve	

Instantor® Bucket Buy 4

CODE	CONTENTS X10	PRICE €
380003	½" 310, ¾" 310, ¾" x ½" 310, ½" 315, ¾" 315, ½" 318	
	Comes with Free... 10x ½" C10 Solder Ring Fittings 10x ½" C15 Solder Ring Fittings	

Note: Products produced from brass are NOT suitable for use underground.

410 Straight Coupler
C x C



CODE	SIZE	BOX QTY	PACK QTY	PRICE €
410077	8mm	-	10	
410088	10mm	-	10	
410099	12mm	-	10	
410001	15mm	250	10	
410002	22mm	110	10	
410003	28mm	-	10	
410004	35mm	-	L	
410005	42mm	-	L	
410006	54mm	-	L	
410087	10 x 8mm	-	10	
410097	12 x 8mm	-	10	
410017	15 x 8mm	-	10	
410098	12 x 10mm	-	10	
410018	15 x 10mm	-	10	
410318	15mm x 10mm (3/8")	-	-	
410019	15 x 12mm	-	10	
410021	22 x 15mm	-	10	
410022	22mm x 3/4"	-	-	
410031	28mm x 15mm	-	-	
410032	28 x 22mm	-	10	

411 Straight Coupler
C x M.I.



CODE	SIZE	BOX QTY	PACK QTY	PRICE €
411077	8mm x 1/4"	10	10	
411079	8mm x 3/8"	10	10	
411071	8mm x 1/2"	10	10	
411087	10mm x 1/4"	10	10	
411089	10mm x 3/8"	10	-	
411081	10mm x 1/2"	10	10	
411097	12mm x 1/4"	10	10	
411099	12mm x 3/8"	10	L	
411091	12mm x 1/2"	10	L	
411092	12mm x 3/4"	10	10	
411017	15mm x 1/4"	10	10	
411019	15mm x 3/8"	10	10	
411001	15mm x 1/2"	10	10	
411012	15mm x 3/4"	10	10	
411021	22mm x 1/2"	10	-	
411002	22mm x 3/4"	10	10	
411023	22mm x 1"	10	10	
411032	28mm x 3/4"	10	-	
411003	28mm x 1"	10	-	
411004	35mm x 1 1/4"	L	-	
411005	42mm x 1 1/2"	L	-	
411006	54mm x 2"	L	-	

412 Straight
Coupler C x F.I.



CODE	SIZE	BOX QTY	PACK QTY	PRICE €
412077	8mm x 1/4"	10	10	
412071	8mm x 1/2"	10	10	
412079	8mm x 3/8"	10	10	
412087	10mm x 1/4"	10	10	
412081	10mm x 1/2"	10	-	
412089	10mm x 3/8"	10	10	
412099	12mm x 3/8"	10	10	
412091	12mm x 1/2"	10	L	
412019	15mm x 3/8"	10	L	
412001	15mm x 1/2"	10	10	
412012	15mm x 3/4"	10	10	
412021	22mm x 1/2"	10	10	
412002	22mm x 3/4"	10	10	
412023	22mm x 1"	10	10	
412032	28mm x 3/4"	10	-	
412003	28mm x 1"	10	10	
412004	35mm x 1 1/4"	L	10	
412005	42mm x 1 1/2"	L	-	
412006	54mm x 2"	L	10	

414 Straight Swivel
Coupler C x F.I.



CODE	SIZE	BOX QTY	PACK QTY	PRICE €
414001	15mm x 1/2"	10	10	

415 Elbow
C x C



CODE	SIZE	BOX QTY	PACK QTY	PRICE €
415077	8mm	-	10	
415088	10mm	-	10	
415099	12mm	-	10	
415001	15mm	-	10	
415002	22mm	80	10	
415003	28mm	-	10	
415004	35mm	-	L	
415005	42mm	-	L	
415006	54mm	-	L	
415098	12 x 10mm	-	10	
415018	15 x 10mm	-	10	
415019	15 x 12mm	-	10	
415021	22 x 15mm	-	10	
415032	28mm x 22mm	-	10	

416 Elbow
C x M.I.



CODE	SIZE	BOX QTY	PACK QTY	PRICE €
416077	8mm x 1/4"	10	10	
416079	8mm x 3/8"	10	10	
416071	8mm x 1/2"	10	10	
416087	10mm x 1/4"	10	10	
416089	10mm x 3/8"	10	-	
416081	10mm x 1/2"	10	10	
416099	12mm x 3/8"	10	10	
416091	12mm x 1/2"	10	L	
416017	15mm x 1/4"	10	L	
416019	15mm x 3/8"	10	L	
416001	15mm x 1/2"	10	10	
416012	15mm x 3/4"	10	10	
416021	22mm x 1/2"	10	10	
416002	22mm x 3/4"	10	10	
416023	22mm x 1"	10	10	
416032	28mm x 3/4"	10	-	
416003	28mm x 1"	10	10	
416004	35mm x 1 1/4"	10	10	
416005	42mm x 1 1/2"	10	-	

417 Elbow
C x F.I.



CODE	SIZE	BOX QTY	PACK QTY	PRICE €
417077	8mm x 1/4"	10	10	
417079	8mm x 3/8"	10	10	
417089	10mm x 3/8"	10	10	
417081	10mm x 1/2"	10	10	
417099	12mm x 3/8"	10	-	
417001	15mm x 1/2"	10	10	
417021	22mm x 1/2"	10	L	
417002	22mm x 3/4"	10	L	
417032	28mm x 3/4"	10	10	
417003	28mm x 1"	10	10	
417004	35mm x 1 1/4"	L	10	
417005	42mm x 1 1/2"	10	10	

P417 Elbow
F.I. x Poly



CODE	SIZE	BOX QTY	PACK QTY	PRICE €
417012	15mm x 3/4"	-	10	
417023	22mm x 1"	-	10	

417W Wall Plate
Elbow C x F.I.



CODE	SIZE	BOX QTY	PACK QTY	PRICE €
419001	15mm x 1/2"	-	10	
419021	22mm x 1/2"	-	10	

418 Equal Tees
C x C x C



CODE	SIZE	BOX QTY	PACK QTY	PRICE €
418777	8mm	-	10	
418888	10mm	-	10	
418999	12mm	-	10	
418001	15mm	-	10	
418002	22mm	50	10	
418003	28mm	-	10	
418004	35mm	-	L	
418005	42mm	-	L	
418006	54mm	-	L	

418 Reducing Tees
C x C x C



CODE	SIZE	BOX QTY	PACK QTY	PRICE €
418887	10 x 10 x 8mm	-	10	
418878	10 x 8 x 10mm	-	10	
418889	10 x 10 x 12mm	-	10	
418988	12 x 10 x 10mm	-	10	
418998	12 x 12 x 10mm	-	10	
418989	12 x 10 x 12mm	-	10	
418991	12 x 12 x 15mm	-	10	
418187	15 x 10 x 8mm	-	10	
418188	15 x 10 x 10mm	-	10	
418189	15 x 10 x 12mm	-	10	
418181	15 x 10 x 15mm	-	10	
418198	15 x 12 x 10mm	-	10	
418118	15 x 15 x 10mm	-	10	
418199	15 x 12 x 12mm	-	10	
418119	15 x 15 x 12mm	-	10	
418112	15 x 15 x 22mm	-	10	
418211	22 x 15 x 15mm	-	10	
418212	22 x 15 x 22mm	-	10	
418221	22 x 22 x 15mm	-	10	
418313	28 x 15 x 28mm	-	10	
418331	28 x 28 x 15mm	-	10	
418322	28 x 22 x 22mm	-	10	
418323	28 x 22 x 28mm	-	10	
418332	28 x 28 x 22mm	-	10	
418443	35 x 35 x 28mm	-	10	

420 Tee
C x C x M.I.



CODE	SIZE	BOX QTY	PACK QTY	PRICE €
420002	22mm x 22mm x ¾"	-	10	

421/P421 Wallplate
Elbow F.I. x C



CODE	SIZE	BOX QTY	PACK QTY	PRICE €
421001	15mm x ½"	-	-	
421002	22mm x ¾"	-	-	

430 Tee
C x C x F.I.



CODE	SIZE	BOX QTY	PACK QTY	PRICE €
430991	12mm x 12mm x ½"	-	10	
430001	15mm x 15mm x ½"	-	10	
430221	22mm x 22mm x ½"	-	10	
430002	22mm x 22mm x ¾"	-	10	
430003	28mm x 28mm x 1"	-	10	

427
Swivel Elbow



CODE	SIZE	BOX QTY	PACK QTY	PRICE €
427001	15mm x ½"	-	10	

448
Reducing Set



CODE	SIZE	BOX QTY	PACK QTY	PRICE €
448087	10mm x 8mm	-	10	
448097	12mm x 8mm	-	10	
448098	12mm x 10mm	-	10	
448017	15mm x 8mm	-	10	
448018	15mm x 10mm	-	10	
448019	15mm x 12mm	-	10	
448021	22mm x 15mm	-	10	
448039	28mm x 12mm	-	10	
448031	28mm x 15mm	-	10	
448032	28mm x 22mm	-	10	
448041	35mm x 15mm	-	10	
448042	35mm x 22mm	-	10	
448043	35mm x 28mm	-	10	

450 Flanged Tank
Connector with backnut



CODE	SIZE	BOX QTY	PACK QTY	PRICE €
450001	15mm	-	10	
450002	22mm	-	10	
450003	28mm	-	10	
450004	35mm	-	L	
450005	42mm	-	L	
450006	54mm	-	L	

451
Stop End



CODE	SIZE	BOX QTY	PACK QTY	PRICE €
451007	8mm	-	10	
451008	10mm	-	10	
451009	12mm	-	10	
451001	15mm	-	10	
451002	22mm	-	10	
451003	28mm	-	10	
451004	35mm	-	10	
451005	42mm	-	10	

467 Gate Valve
C x C



CODE	SIZE	BOX QTY	PACK QTY	PRICE €
467001	15mm	-	10	
467002	22mm	-	10	
467003	28mm	-	10	

471 Elbow with combined
M.T. Plug C x C



CODE	SIZE	BOX QTY	PACK QTY	PRICE €
470003	28mm x 1"	-	L	

871 Elbow with
Combined M.T Plug
M.I x C



CODE	SIZE	BOX QTY	PACK QTY	PRICE €
471002	22mm x ¾"	-	10	
471003	28mm x 1"	-	L	

472
Blank Cap and Washer



CODE	SIZE	BOX QTY	PACK QTY	PRICE €
472001	15mm	-	10	
472002	22mm	-	10	
472003	28mm	-	10	
472004	35mm	-	L	

478A
Compression Nut



CODE	SIZE	BOX QTY	PACK QTY	PRICE €
478007	8mm	-	100	
478008	10mm	-	100	
478009	12mm	-	100	
478001	15mm	-	100	
478002	22mm	-	50	
478003	28mm	-	50	
478004	35mm	-	10	
478005	42mm	-	-	
478006	54mm	-	-	

478B
Compression Ring



CODE	SIZE	BOX QTY	PACK QTY	PRICE €
479007	8mm	-	100	
479008	10mm	-	100	
479009	12mm	-	100	
479001	15mm	-	100	
479002	22mm	-	100	
479003	28mm	-	50	
479004	35mm	-	L	
479005	42mm	-	-	
479006	54mm	-	-	



Instantor[®]

Press System





Instantor[®]

Press System



Product Overview

NSAI Certified to EN ISO 21003, WRAS approved & KIWA (KUKReg4) certified. INSTANTOR[®] Press fittings are manufactured using the same high-grade CW617N brass as our market leading range of INSTANTOR[®] Brass Compression fittings.

Every fitting features two EPDM O rings on each connection which, when pressed correctly, delivers a water-tight seal in seconds. Quick to install in three simple steps – Cut, Calibrate & Press, saving on time and costs as less fittings are required when compared with traditional plumbing methods. INSTANTOR[®] Press fittings are designed for use in sanitary water supply and heating systems.

View video on www.instantor.ie

Max Operating Pressure: 10 bar
Max Operating Temperature: 95°C
Max Peak Temperature (at 1 hour): 110°C

Above specs relate to Instantor Press System combined with Instantor Pex-Al-Pex Multi Layer Pipe

Features

- Brass body manufactured from CW617N brass to EN ISO 21003
- Suitable for use with the following pipes:
 - Aluminium plastic composite / PE-X / PE-RT / PB/ Steel plastic composite
 - Manufactured as standard for use with Aluminium plastic composite pipe.
- Operating Temperatures 0°C to 110°C
- 304 Stainless Steel sleeves
- Three viewing inspection windows per stainless steel sleeve to allow a visual check so as to ensure the pipe is correctly inserted
- Application class: 2/6 bar, class 5/6 bar
- Sizes: 16, 20, 26, 32, 40 & 50mm
- TH profile
- EPDM O-rings

Installation Instructions

1. Cut – Cut the pipe squarely to desired length using an appropriate cutting tool
2. Calibrate – Insert the reamer into the cut pipe and rotate, pushing slightly to remove all burrs and rough edges. NOTE, a poorly calibrated pipe could damage the O rings on insertion.
3. Connect and Press – Connect the pipe and fitting and check pipe is fully inserted in the inspection windows. The white of the pipe must be viewable through these holes. DO NOT USE SEALING AGENTS SUCH AS PTFE TAPE OR JOINTING COMPOUND. Use TH Profile Jaws to press.



Cut



Calibrate



Press

Note: Fittings should be kept in original packaging to prevent O-ring lubrication drying out before use.



Instantor[®]

Press System

Fittings

IP10 Straight Coupler

CODE	SIZE	PACK QTY	PRICE €
IP10001	16mm	10	
IP10002	20mm	10	
IP10003	26mm	10	
IP10004	32mm	10	
IP10005	40mm	10	
IP10006	50mm	5	



IP10 Straight Reducer

CODE	SIZE	PACK QTY	PRICE €
IP10021	20 x 16mm	10	
IP10031	26 x 16mm	10	
IP10032	26 x 20mm	10	
IP10042	32 x 20mm	10	
IP10043	32 x 26mm	10	
IP10052	40 x 20mm	10	
IP10053	40 x 26mm	10	
IP10054	40 x 32mm	10	
IP10063	50 x 26mm	5	
IP10064	50 x 32mm	5	
IP10056	50 x 40mm	5	



IP11 Straight Coupler M.I. X PIPE

CODE	SIZE	PACK QTY	PRICE €
IP11001	½" M x 16mm	10	
IP11012	½" M x 20mm	10	
IP11013	½" M x 26mm	10	
IP11021	¾" M x 16mm	10	
IP11002	¾" M x 20mm	10	
IP11023	¾" M x 26mm	10	
IP11032	1" M x 20mm	10	
IP11003	1" M x 26mm	10	
IP11034	1" M x 32mm	10	
IP11004	1¼" M x 32mm	10	
IP11045	1¼" M x 40mm	10	
IP11056	1½" M x 50mm	5	
IP11066	2" M x 50mm	5	



Note: Fittings should be kept in original packaging to prevent O-ring lubrication drying out before use.

IP12 Straight Coupler F.I. X PIPE

CODE	SIZE	PACK QTY	PRICE €
IP12001	½" F x 16mm	10	
IP12013	½" F x 26mm	10	
IP12021	¾" F x 16mm	10	
IP12002	¾" F x 20mm	10	
IP12023	¾" F x 26mm	10	
IP12032	1" F x 20mm	10	
IP12003	1" F x 26mm	10	
IP12034	1" F x 32mm	10	
IP12004	1¼" F x 32mm	10	
IP12045	1¼" F x 40mm	10	
IP12056	1½" F x 50mm	5	



IP13 Adaptor

CODE	SIZE	PACK QTY	PRICE €
IP13001K	½" C x 16mm	10	
IP13002K	¾" C x 20mm	10	
IP13021K	¾" C x 16mm	10	
IP13023K	¾" C x 26mm	10	
IP13033K	1" C x 26mm	10	
IP13034K	1" C x 32mm	10	
IP13011K*	15mm C x 16mm	10	
IP13012K*	22mm C x 20mm	10	
IP13223K*	22mm C x 26mm	10	
IP13035K*	28mm C x 32mm	10	



IP13 Elbow Adaptor

CODE	SIZE	PACK QTY	PRICE €
IP13101K	½" C x 16mm	10	
IP13102K	¾" C x 20mm	10	
IP13110K	15mm C x 16mm	10	
IP13111K	22mm C x 20mm	10	



Note: Fittings should be kept in original packaging to prevent O-ring lubrication drying out before use.

IP14 Spigot

CODE	SIZE	PACK QTY	PRICE €
IP14001	16mm x ½"	10	
IP14011	16mm x 15mm	10	
IP14002	20mm x ¾"	10	
IP14022	20mm x 22mm	10	
IP14003	26mm x ¾"	10	
IP14033	26mm x 22mm	10	
IP14004	26mm x 1"	10	
IP14044	26mm x 28mm	10	
IP14046	32mm x 28mm	10	
IP14047	32mm x 1"	10	



IP15 90° Elbow

CODE	SIZE	PACK QTY	PRICE €
IP15001	16mm	10	
IP15002	20mm	10	
IP15003	26mm	10	
IP15004	32mm	10	
IP15005	40mm	5	
IP15006	50mm	1	



IP15 45° Elbow

CODE	SIZE	PACK QTY	PRICE €
IP15055	40mm	10	
IP15066	50mm	10	



IP15 Radiator Extension Elbow

CODE	SIZE	PACK QTY	PRICE €
IP15010	16mm x 300mm	10	
IP15011	16mm x 100mm	10	



IP16 Elbow M.I. X PIPE

CODE	SIZE	PACK QTY	PRICE €
IP16001	½" M x 16mm	10	
IP16012	½" M x 20mm	10	
IP16002	¾" M x 20mm	10	
IP16023	¾" M x 26mm	10	
IP16032	1" M x 20mm	10	
IP16003	1" M x 26mm	10	
IP16034	1" M x 32mm	10	
IP16004	1¼" M x 32mm	10	



IP17 Elbow F.I. X PIPE

CODE	SIZE	PACK QTY	PRICE €
IP17001	½" F x 16mm	10	
IP17012	½" F x 20mm	10	
IP17013	½" F x 26mm	10	
IP17002	¾" F x 20mm	10	
IP17023	¾" F x 26mm	10	
IP17032	1" F x 20mm	10	
IP17003	1" F x 26mm	10	
IP17034	1" F x 32mm	10	
IP17004	1¼" F x 32mm	10	
IP17001CP	1/2" F x 16mm Chrome	10	



IP18 Equal Tee

CODE	SIZE	PACK QTY	PRICE €
IP18001	16mm	10	
IP18002	20mm	10	
IP18003	26mm	10	
IP18004	32mm	10	
IP18005	40mm	5	
IP18006	50mm	1	



Note: Fittings should be kept in original packaging to prevent O-ring lubrication drying out before use.

Note: Fittings should be kept in original packaging to prevent O-ring lubrication drying out before use.

IP18 Reducing Tee

CODE	SIZE	PACK QTY	PRICE €
IP18112	16 x 16 x 20mm	10	
IP18211	20 x 16 x 16mm	10	
IP18212	20 x 16 x 20mm	10	
IP18221	20 x 20 x 16mm	10	
IP18223	20 x 20 x 26mm	10	
IP18311	26 x 16 x 16mm	10	
IP18312	26 x 16 x 20mm	10	
IP18313	26 x 16 x 26mm	10	
IP18322	26 x 20 x 20mm	10	
IP18323	26 x 20 x 26mm	10	
IP18331	26 x 26 x 16mm	10	
IP18332	26 x 26 x 20mm	10	
IP18334	26 x 26 x 32mm	10	
IP18414	32 x 16 x 32mm	10	
IP18424	32 x 20 x 32mm	10	
IP18432	32 x 26 x 20mm	10	
IP18433	32 x 26 x 26mm	10	
IP18434	32 x 26 x 32mm	10	
IP18441	32 x 32 x 16mm	10	
IP18442	32 x 32 x 20mm	10	
IP18443	32 x 32 x 26mm	10	
IP18552	40 x 40 x 20mm	5	
IP18553	40 x 40 x 26mm	5	
IP18554	40 x 40 x 32mm	5	
IP18663	50 x 50 x 26mm	1	
IP18664	50 x 50 x 32mm	1	
IP18665	50 x 50 x 40mm	1	



IP19 Wallplate Elbow

CODE	SIZE	PACK QTY	PRICE €
IP19001	½" F x 16mm	10	
IP19012	½" F x 20mm	10	



Note: Fittings should be kept in original packaging to prevent O-ring lubrication drying out before use.

IP30 Tee

CODE	SIZE	PACK QTY	PRICE €
IP30001	16 x 16 x ½" F	10	
IP30002	20 x 20 x ¾" F	10	
IP30331*	26 x 26 x ½" F	10	
IP30003	26 x 26 x 1" F	10	
IP30443	32 x 32 x 1" F	10	



IP51 Stop End

CODE	SIZE	PACK QTY	PRICE €
IP51001	16mm	10	
IP51002	20mm	10	
IP51003	26mm	10	
IP51004	32mm	10	



IP20 Nut and Insert Adaptor to Copper Compression

CODE	SIZE	PACK QTY	PRICE €
IP20001	½" x 16mm	10	
IP20002	15mm x 16mm	10	
IP20003	¾" x 20mm	10	
IP20004	1" x 26mm	10	
IP20005	22mm x 20mm	10	
IP20006	28mm x 26mm	10	
IP20001CP	½" x 16mm	10	
IP20002CP	15mm x 16mm	10	



IP20002CP is suitable for use with all 15mm Sanbra Fyffe Standard TRV's and Rad Valves.

Kiwa Reg4 Approved

IP20 Press Adaptor to Copper Compression

CODE	SIZE	PACK QTY	PRICE €
IP20060	½" x 16mm	10	
IP20061	15mm x 16mm	10	
IP20062	¾" x 20mm	10	
IP20063*	¾" x 26mm	10	



Shower Bracket

CODE	SIZE	PRICE €
IP93001	16mm	



**Not WRAS Approved*

Note: Fittings should be kept in original packaging to prevent O-ring lubrication drying out before use.

IP21 Press Adaptor to Copper Press

CODE	SIZE	PACK QTY	PRICE €
IP21001	16mm x 15mm	10	
IP21002	20mm x 22mm	10	
IP21003	26mm x 28mm	10	
IP21004	16mm x ½"	10	
IP21005	20mm x ¾"	10	
IP21006	26mm x 1"	10	



IP27 Tap Connector

CODE	SIZE	PACK QTY	PRICE €
IP27001*	16mm x 15mm	10	



IP70 Isolating Valve

CODE	SIZE	PACK QTY	PRICE €
IP700051*	16mm x ½"	-	
IP700049*	16mm x 15mm	-	



IP80 Lever Ball Valve

CODE	SIZE	PACK QTY	PRICE €
IP80001*	16mm	10	
IP80002*	20mm	5	
IP80003*	26mm	5	
IP80004*	32mm	5	



Please specify Red or Blue Handles when ordering (Use 'R' or 'B' after code above).
Not WRAS Approved - WRAS Approved Lever Ball Valves Available - Please contact our sales office.

Flexible Hoses

CODE	SIZE	PRICE €
IP700110*	½" x 16mm IP x 300mm	
IP700109*	½" x 16mm IP x 500mm	



Thermostatic Radiator Valves

CODE	SIZE	PRICE €
IP771095*	16mm TRV ONLY	
IP771096*	16mm TRV PACK	



*Not WRAS Approved

Note: Fittings should be kept in original packaging to prevent O-ring lubrication drying out before use.

Brass Manifolds

CODE	SIZE	PRICE €
771871C*	¾" x ½" x 2 Port + IP Adaptor	
771872C*	1" x ½" x 2 Port + IP Adaptor	
771874C*	¾" x ½" x 3 Port + IP Adaptor	
771875C*	1" x ½" x 3 Port + IP Adaptor	
771877C*	¾" x ½" x 4 Port + IP Adaptor	
771878C*	1" x ½" x 4 Port + IP Adaptor	



IP Brass Manifolds with Fixed Adaptors

CODE	SIZE	PRICE €
IP771871*	¾" x 16mm 2 Port Manifold	
IP771874*	¾" x 16mm 3 Port Manifold	
IP771877*	¾" x 16mm 4 Port Manifold	
IP771872*	1" x 16mm 2 Port Manifold	
IP771875*	1" x 16mm 3 Port Manifold	
IP771878*	1" x 16mm 4 Port Manifold	



IP WRAS Approved Brass Manifolds

CODE	SIZE	PRICE €
771871PWK	¾" x 16mm 2 Port Manifold	
771874PWK	¾" x 16mm 3 Port Manifold	
771877PWK	¾" x 16mm 4 Port Manifold	
771872PWK	1" x 16mm 2 Port Manifold	
771875PWK	1" x 16mm 3 Port Manifold	
771878PWK	1" x 16mm 4 Port Manifold	



IP WRAS Approved Brass Manifolds

CODE	SIZE	PRICE €
771897PWK	1" x 20mm x 4 Port Manifold	
771896PWK	1" x 20mm x 3 Port Manifold	
771879PWK	1" x 20mm x 2 Port Manifold	



IP Brass Manifolds - with ISO Valves

CODE	SIZE	PRICE €
IP771892*	¾" x 16mm 2 Port Manifold with ISO Valve	
IP771894*	¾" x 16mm 3 Port Manifold with ISO Valve	
IP771895*	¾" x 16mm 4 Port Manifold with ISO Valve	
IP771893*	1" x 16mm 2 Port Manifold with ISO Valve	



IP Manifold Blank

CODE	SIZE	PRICE €
IP51011*	½"	



MANIFOLD BRACKETS AVAILABLE - SEE PAGE 33

*Not WRAS Approved

Note: Fittings should be kept in original packaging to prevent O-ring lubrication drying out before use.

Tools and Accessories

Drill Pipe Reamers

CODE	SIZE	PRICE €
IP20050	Full Kit incl. 16, 20, 26 & 32 mm + Manual T-Handle	
IP20051	16mm Drill Reamer	
IP20052	20mm Drill Reamer	
IP20053	26mm Drill Reamer	
IP20054	32mm Drill Reamer	
IP20066	40mm Drill Reamer	
IP20067	50mm Drill Reamer	
IP20059	Manual T-Handle	
IP20049	Case Only	



Manual Pipe Reamer

CODE	SIZE	BOX QTY	PRICE €
IP20010	16mm – 26mm	40	
IP20011	20mm – 32mm	30	



Pipe Cutter

CODE	SIZE	BOX QTY	PRICE €
IP20016	Up to 32mm	–	
IP20009	Up to 63mm	–	



IP20 Bending Spring Pack (Internal & External)

CODE	SIZE	PACK QTY	PRICE €
IP20030	16mm	10	
IP20031	20mm	10	
IP20032	26mm	10	
IP20033	32mm	5	



Pipe Decoiler

CODE	SIZE	BOX QTY	PRICE €
IP20017	Suits All Sizes	–	



Push Fit Pressure Test Fitting

CODE	SIZE	BOX QTY	PRICE €
IP20071*	16mm Incl. Tool	L	
IP20072*	20mm Incl. Tool	L	
IP20075*	16mm Removal Tool	L	
IP20076*	20mm Removal Tool	L	



Pressure Test Gauge

CODE	SIZE	PRICE €
IP20077*	Gauge For Pressure Test Fittings	



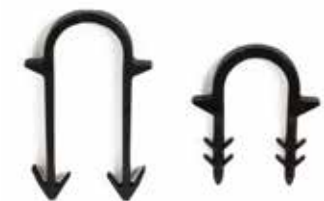
Adhesive Tracking Strip

CODE	SIZE	PACK QTY	PRICE €
IP20019	16mm x 1M	–	



Pipe Staple

CODE	SIZE	PACK QTY	PRICE €
IP20014	16mm x 40mm	30	
IP20012	16mm x 60mm	30	



Manifold Bracket

CODE	SIZE	PACK QTY	PRICE €
771910	3/4"	20	
771911	1"	18	



*Not WRAS Approved

Tools and Accessories



Instantor 18V Mini Press Tool

CODE	DESCRIPTION	PRICE €
IT2020	Instantor Mini Press Tool 18V - Gun Only	
IT2020THK	Instantor Mini Press Tool 18V Kit includes 16, 20, 26 & 32mm TH Jaws , 2 x 4.0Ah batteries & case Output - 19kN	



Instantor 18V Large Press Tool

CODE	DESCRIPTION	PRICE €
IT2040	Instantor Large Press Tool 18V - Gun Only	
IT2040THK	Instantor Large Press Tool 18V Kit includes 40, 50 & 63mm TH Jaws & Adaptor Tongs (Required for 50 & 63mm Jaws), 2 x 4.0Ah batteries & case Output - 32kN	



Additional Items

CODE	DESCRIPTION	PRICE €
IT20042	Instantor 4.0Ah Battery	
IT20029	Instantor Adaptor TH50 / TH63 / M42 / M54	



Instantor Press Jaws

CODE	DESCRIPTION	PRICE €
IT20022	Instantor 16mm TH Jaws	
IT20023	Instantor 20mm TH Jaws	
IT20024	Instantor 26mm TH Jaws	
IT20025	Instantor 32mm TH Jaws	
IT20026	Instantor 40mm TH Jaws	
IT20027	Instantor 50mm TH Jaw Ring	
IT20028	Instantor 63mm TH Jaw Ring	



*Requires Adaptor Tong IT20029

Instantor Jaw Cases

CODE	DESCRIPTION	PRICE €
IT20050	Case Only	
IT20050THK	Case Incl 16, 20, 26 & 32mm TH Jaws	



Tools and Accessories

REMS Manual Press Tool

CODE	SIZE	PRICE €
IP20026	REMS Manual Press Tool	



REMS Hand Pressure Testing Pump

CODE	SIZE	PRICE €
IP20043	60 bar Pressure Test Pump	



REMS Manual Deburring Tool

CODE	SIZE	PRICE €
IP20015	Ø3-35mm	





Instantor[®]

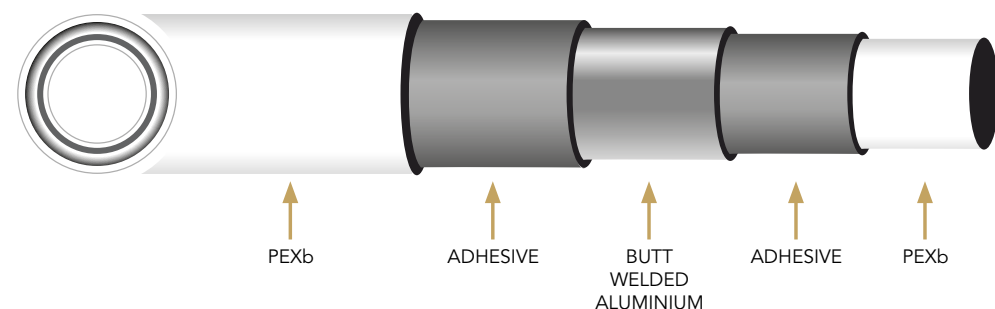
Pex-Al-Pex Pipe





Instantor[®]

Pex-Al-Pex Pipe



Product Overview

INSTANTOR[®] Pex-Al-Pex (PE-xB/Al/PE-xB) is a multilayer pipe NSAI Certified to EN ISO 21003 and WRAS approved, combining all the advantages of metal and plastic pipe.

This pipe is constructed with a double inner and outer layer of Silane method crosslinked polyethylene PE-xB, then bound by quality adhesive to a longitudinally TIG butt welded

100% oxygen tight aluminium layer. It is this aluminium layer that allows the pipe to maintain its shape after bending. Total hygiene and high corrosion resistance is ensured as fluids come in contact with the inner PE-xB layer only.

MULTI APPLICATIONS: Potable water, underfloor heating and all general plumbing and heating applications.



FEATURES

- This is a more cost effective pipe system when compared with conventional piping systems
- All the combined advantages of metal and plastic pipes
- Lightweight, flexible and maintains its shape after bending
- Cost effective - requires less fittings than traditional methods
- Available in
 - **Coils** - 16mm x 100m, 16mm x 500mm, 20mm x 100m, 26mm x 50m, 32mm x 50m
 - **Insulated Coils** - 16mm x 100m, 20mm x 50m, 26mm x 25m, 32mm x 25m, 26mm x 50m
 - **Lengths** - 16, 20, 26, 32, 40 & 50mm x 4M
- Butt welded aluminium pipe is 100% oxygen & water vapour tight
- Excellent heat preservation
- Highly corrosion resistant
- Low factor of linear expansion
- Low noise emission due to plastic properties of pipe
- Highly temperature and pressure resistant
- Guarantee - 10 years on system, 50 years on materials

INSTANTOR[®] PEXB/AL/PEXB Pipe Lengths

CODE	SIZE	BUNDLE QTY	PRICE €
IPAP111	16mm x 4M	50	
IPAP112	20mm x 4M	35	
IPAP113	26mm x 4M	20	
IPAP114	32mm x 4M	12	
IPAP115	40mm x 4M	6	
IPAP116	50mm x 4M	5	

INSTANTOR[®] PEXB/AL/PEXB Pipe Coils

CODE	SIZE	PALLET QTY	PRICE €
IPAP101	16mm x 100M	10	
IPAP102	20mm x 100M	10	
IPAP103	26mm x 50M	10	
IPAP104	32mm x 50M	10	
IPAP105	16mm x 500M	5	
IPAP107	16mm x 200M	5	



INSTANTOR[®] PEXB/AL/PEXB PIPE Technical Specifications

UNIT OF MEASUREMENT		IPAP101 IPAP111	IPAP102 IPAP112	IPAP103 IPAP113	IPAP104 IPAP114	IPAP105	IPAP107	IPAP115	IPAP116
Outer Diameter	mm	16	20	26	32	16	16	40	50
Inner Diameter	mm	12	16	20	26	12	12	32	41
Weight	kg/M	0.110	0.147	0.268	0.355	0.110	0.110	0.557	0.797
Thickness of Aluminium	mm	0.25	0.3	0.35	0.5	0.25	0.25	0.5	0.5
Total Thickness	mm	2	2	3	3	2	2	4	4.5
Coils Length	M	100	100	50	50	500	200	-	-
Straight Lengths	M	4	4	4	4	-	-	4	4
Volume of water	l/m	0.113	0.201	0.314	0.531	0.113	0.113	0.803	1.319
Internal roughness	µm	7							
Thermal conductivity at Delta T 40°C	W/mk	0.43							
Coefficient of expansion	mm/m°C	0.025							
Degree of crosslinking	°C	≥65°C							
Oxygen permeability	mg/l	0							
Colour		White							
Type		PE-xB/Al/PE-xB multilayer pipe							
Field of application		Plumbing in civil, industrial and commercial applications							
Fluid		Potable water, technical water, and water glycol(*)							
Max peak temperature	°C	110							
Minimum operating temperature(*)	°C	0							
Maximum operating pressure at 95°C	bar	6							
Maximum operating pressure at 20°C	bar	10							
Duration at 95°C and 6 bar		Time duration to be determined by service conditions							
Storage		Avoid prolonged exposure to direct sunlight							
Minimum bend radius		5 times the diameter							

(*) In the case of water glycol, in order to define the minimum operating temperature, it is necessary to know the elements of the mixture and the various concentrations.

Application Class Table (ISO 21003-1)

Application Class	Design Temperature T _D °C	Time t _b at T _D Years	T _{max} °C	Time at T _{max} years	T _{mal} °C	Time at T _{mal} h	Typical field of application
1 ^a	60	49	80	1	95	100	Hot water supply (60°C)
2 ^a	70	49	80	1	95	100	Hot water supply (70°C)
4 ^b	20 + Cumulative 40 + Cumulative 60	2.5 20 25	70	2.5	100	100	Underfloor heating and low-temperature radiators
5 ^b	20 + Cumulative 60 + Cumulative 80	14 25 10	90	1	100	100	High-temperature radiators

^a A country may select either class 1 or class 2 in conformity with its nation regulations.

^b Where more than one design temperature for time and associated temperature appears for any class, they should be aggregated. "Plus cumulative" in the table implies a temperature profile of the mentioned temperature over time (e.g. the design temperature profile for 50 years for class 5 is 20°C for 14 years followed by 60°C for 25 years, 80°C for 10 years, 90°C for 1 year and 100°C for 100h).

NOTE: For values of T_D, T_{max} and T_{mal} in excess of those in the table, this International Standard does not apply. In the case of water glycol, in order to define the minimum operating temperature, it is necessary to know the elements of the mixture and the various concentrations.



Instantor[®]

Pex-Al-Pex Pipe

Product Overview

INSTANTOR[®] PEX-AL-PEX (PE-xB/Al/PE-xB) INSULATED


multilayer pipe is an insulated multilayer pipe for multi-applications.

Enclosed in a scratch resistant, closed cell polyethylene foam insulating sheath, this pipe is constructed with a double inner and outer layer of Silane method crosslinked polyethylene PE-xB, then bound by quality adhesive to a butt welded 100% oxygen tight aluminium layer. It is this aluminium layer that allows the pipe to maintain its shape after bending.

Total hygiene and high corrosion resistance is ensured as fluids come in contact with the inner PE-xB layer only.

MULTI APPLICATIONS:

Potable water and all general plumbing and heating applications.



WHITE		RED		BLUE		Size	Pallet Qty
Code		Code		Code			
IPAP201		IPAP301		IPAP401		16 x 100M	10
IPAP202		IPAP302		IPAP402		20 x 50M	10
IPAP203		IPAP303		IPAP403		26 x 25M	10
IPAP204		IPAP304		IPAP404		32 x 25M	10
IPAP205		-		-		26 x 50M	-

PEX-AL-PEX - Increased Insulation

CODE	PART L COMPLIANT	SIZE	INSULATION THICKNESS	LINEAR HEAT LOSS	MAX PERMISSIBLE HEAT LOSS	PRICE
IPAP501	YES	16mm x 50M	9mm	7.008 W/m	7.89 W/m	
IPAP502	YES	20mm x 50M	13mm	7.436 W/m	9.12 W/m	
IPAP503	YES	26mm x 25M	12mm	9.491 W/m	10.07 W/m	

Calculated as per ISO 12241. Water temperature 60°, with still air temperature 15°

PEX-AL-PEX - Increased Insulation - BL Fire Rated

CODE	PART L COMPLIANT	SIZE	INSULATION THICKNESS	LINEAR HEAT LOSS	MAX PERMISSIBLE HEAT LOSS	PRICE
IPAP601	YES	16mm x 100M	9mm	7.309 W/m	7.89 W/m	
IPAP602	YES	20mm x 50M	13mm	7.821 W/m	9.12 W/m	
IPAP603	YES	26mm x 25M	13mm	9.674 W/m	10.07 W/m	

Calculated as per ISO 12241. Water temperature 60°, with still air temperature 15°

NEW

INSTANTOR[®] PEXB/AL/PEXB Insulation Pipe Coils

Technical Specifications

		IPAP201 IPAP301 IPAP401	IPAP202 IPAP302 IPAP402	IPAP203 IPAP303 IPAP403	IPAP204 IPAP304 IPAP404	IPAP205	IPAP501	IPAP502	IPAP503	IPAP601	IPAP602	IPAP603
Outer diameter	mm	16	20	26	32	26	16	20	26	16	20	26
Sheath thickness for heating	mm	6	6	6	6	6	9	13	12	9	13	13
Diameter pipe + sheath (heating)	mm	28	32	38	44	38	34	46	50	34	46	52
Aluminium thickness	mm	0.25	0.3	0.35	0.5	0.35	0.25	0.30	0.35	0.25	0.30	0.35
Roll length	M	100	50	25	25	50	50	50	25	50	50	25
Volume of water	l/m	0.113	0.201	0.314	0.531	0.314	0.113	0.201	0.314	0.113	0.201	0.314
Thermal conductivity at 20°C	W/mk	0.04										
Internal roughness	µm	7										
Coefficient of expansion	kg/m³	35 to 45										
Degree of crosslinking	%	≥65%										
Oxygen permeability	mg/l	0										
Colour		White / Red / Blue										
Pipe material		PE-xB/Al/PE-xB multilayer pipe										
Sheath material		closed-cell polyethylene foam PE-LD										
Scratch-resistant finish layer		closed-cell polyethylene foam PE-LD										
Field of application		Plumbing in civil, industrial and commercial applications										
Fluid		Potable water, technical water, and water glycol(*)										
Max peak temperature	°C	110										
Minimum operating temperature(*)	°C	0										
Maximum operating pressure at 95°C	bar	6										
Maximum operating pressure at 20°C	bar	10										
Duration at 95°C and 6 bar		Time duration to be determined by service conditions										
Storage		Avoid prolonged exposure to direct sunlight										
Minimum bend radius(**)		5 times the diameter										
Insulation Thickness (round)	mm	6	6	6	6	6	9	13	12	9	13	13
Fire Classification		B2 (DIN 4102) / EL (EN 13501-1:2007 A1:2009)									BL-S1-D0 (EN13501)	

(*)Reference is made to a sheathed pipe and the use of a suitable water glycol mix.

(**)Take the thickness of the sheath into account when bending a pipe with a bender.

e.g.: Ø16 sheath: total thickness=28mm,use bender with Ø26 profile.

See page 15 for Application Class Table (ISO 21003-1)



Instantor[®]

Stainless Steel Press





Instantor[®]

Stainless Steel Press

Product Overview

DVGW certified, BSI Kitemark Certified and WRAS approved. INSTANTOR[®] Stainless Steel Press fittings and pipe are manufactured using 316L Stainless Steel.

Every fitting features an O-ring on each connection which, when pressed correctly, delivers a water-tight seal in seconds. Quick to install in five simple steps – Cut, Calibrate, Check O-ring, Mark Insertion Depth & Press, saving on time and costs as less fittings are required when compared with traditional plumbing methods.

INSTANTOR[®] Stainless Steel Press fittings and tube are designed for use in potable water, water based heating, saturated steam, solar, sprinkler, compressed air, gas supply, fire protection, and industry applications.

Water Applications (EPDM O-ring)
Max Operating Pressure: 16 bar
Operating Temperature: -20°C to +110°C

Gas Applications (HNBR O-ring)
Max Operating Pressure: 5 bar
Operating Temperature: -20°C to +70°C

Oil, Solar, Hydrocarbon & Compressed Air Applications (FKM Green O-ring)
Max Operating Pressure: 16 bar
Operating Temperature: -20°C to +200°C

Saturated Steam Applications (FKM Red O-ring)
Max Operating Pressure: 7 bar
Operating Temperature: -10°C to +160°C

Features

- Stainless Steel body manufactured from no. 1.4404 (AISI 316L).
- Suitable for use with the following tubes:
 - Stainless steel tubes to EN10312 - Welded Stainless Steel Tubes for the conveyance of aqueous liquids including water for human consumption
 - Stainless steel tubes comply with DVGW
- M-Profile Press Jaws
Metric range in sizes 15, 22, 28, 35, 42 & 54mm
- Aesthetic, hygienic appearance as demonstrated in many food & pharmaceutical industry applications.
- Minimum load loss, resulting in faster fluid flows.
- Excellent decorative finish avoiding need for additional painting or external protection costs.
- Corrosion resistance, fire & heat resistance, and impact resistance.
- Sustainable and offers long term value.
- EPDM O-rings (black) Ethylene rubber -20°C to +110°C
Suitable for use in the following applications:
 - Hot & cold potable water systems
 - Fire protection services
 - Water based heating systems
 - Compressed air (oil free)
- HNBR O-rings (yellow) Nitrile rubber -20°C to +70°C
Suitable for use in the following applications:
 - GAS MOP1 & MOP5. GT1




Installation Instructions



1 - Cut



2 - Calibrate



3 - Check



4 - Mark Insertion Depth



5 - Press

1. **Cut Pipe** - Ensure that the fitting is the correct size for the tube being used. Cut the pipe at right angle to length using a good quality pipe cutter or rotary pipe cutter. It is important that pipe ends are clean, cut square, and the pipe is not deformed.

High speed grinding wheels are not suitable.

2. **Calibrate** - All burrs and sharp edges should be removed. Using a de-burring tool to both the inside and outside of the pipe, leaving an external chamfer. Wipe the pipe end clean. The pipe ends should be free from scratches or scores for a distance not less than the socket depth.

NOTE: A poorly calibrated pipe could damage the O-ring on insertion.

3. **Check O-Ring** - Before inserting the pipe, check the O-ring is seated, lubricated and free from damage.

(Re-moisten O-ring with water if necessary. Do not use oil or grease.**)

4. **Mark Insertion Depth** - Insert the pipe fully into the socket of the fitting until it hits the pipe stop (or until pipes meet in the middle in fittings without a pipe stop). Mark the insertion depth with black marker to ensure the pipe has been fully inserted before pressing.

External Tube Diameter (mm)	Min Distance Between Fittings (mm)	Depth of Insertion (mm)
15 x 0.6	10	20
22 x 0.7	10	21
28 x 0.8	10	23
35 x 1.0	10	26
42 x 1.2	20	30
54 x 1.2	20	35

5. **Press** - Making sure to select the correct profile Jaw ('M' for metric Instantor Stainless Steel Press), execute the press cycle. After the press tool cycle is complete, remove the Press Jaws and check that the socket depth marking on the pipe has remained in place, adjacent to the mouth of the fitting.

NOTE: ** Fittings should be kept in original packaging to protect the O-ring and prevent drying out of lubrication.

Water Fittings

SP410 Straight Coupler

CODE	SIZE	PACK QTY	PRICE €
SP410001	15mm	20	
SP410002	22mm	20	
SP410003	28mm	20	
SP410004	35mm	10	
SP410005	42mm	4	
SP410006	54mm	4	



SP410 Straight Slip Coupler

CODE	SIZE	PACK QTY	PRICE €
SP4100S1	15mm	20	
SP4100S2	22mm	20	
SP4100S3	28mm	20	
SP4100S4	35mm	10	
SP4100S5	42mm	4	
SP4100S6	54mm	4	



SP415 90° F.I. X F.I. Elbow

CODE	SIZE	PACK QTY	PRICE €
SP415001	15mm	20	
SP415002	22mm	20	
SP415003	28mm	20	
SP415004	35mm	10	
SP415005	42mm	4	
SP415006	54mm	2	



Large sizes also available. Please contact our sales team for more information.

SP435 90° M.I. X F.I. Elbow

CODE	SIZE	PACK QTY	PRICE €
SP435001	15mm	20	
SP435002	22mm	20	
SP435003	28mm	10	
SP435004	35mm	10	
SP435005	42mm	4	
SP435006	54mm	2	



SP445 45° F.I. X F.I. Elbow

CODE	SIZE	PACK QTY	PRICE €
SP445001	15mm	20	
SP445002	22mm	20	
SP445003	28mm	10	
SP445004	35mm	10	
SP445005	42mm	4	
SP445006	54mm	2	



Large sizes also available. Please contact our sales team for more information.

SP425 45° M.I. X F.I. Elbow

CODE	SIZE	PACK QTY	PRICE €
SP425001	15mm	20	
SP425002	22mm	20	
SP425003	28mm	10	
SP425004	35mm	10	
SP425005	42mm	4	
SP425006	54mm	2	



SP430 Tee Press X Press X F.I. Iron

CODE	SIZE	PACK QTY	PRICE €
SP430001	15mm x 15mm x ½" FI	20	
SP430221	22mm x 22mm x ½" FI	20	
SP430002	22mm x 22mm x ¾" FI	20	
SP430331	28mm x 28mm x ½" FI	10	
SP430332	28mm x 28mm x ¾" FI	10	
SP430003	28mm x 28mm x 1" FI	10	
SP430441	35mm x 35mm x ½" FI	10	
SP430442	35mm x 35mm x ¾" FI	10	
SP430443	35mm x 35mm x 1" FI	10	
SP430004	35mm x 35mm x 1¼" FI	10	
SP430551	42mm x 42mm x ½" FI	4	
SP430552	42mm x 42mm x ¾" FI	4	
SP430553	42mm x 42mm x 1" FI	4	
SP430005	42mm x 42mm x 1½" FI	4	
SP430661	54mm x 54mm x ½" FI	2	
SP430662	54mm x 54mm x ¾" FI	2	
SP430663	54mm x 54mm x 1" FI	2	
SP430006	54mm x 54mm x 2" FI	2	



SP419 M.I. X F.I. Reducer

CODE	SIZE	PACK QTY	PRICE €
SP419021	22mm x 15mm	20	
SP419031	28mm x 15mm	20	
SP419032	28mm x 22mm	20	
SP419041	35mm x 15mm	10	
SP419042	35mm x 22mm	10	
SP419043	35mm x 28mm	10	
SP419051	42mm x 15mm	4	
SP419052	42mm x 22mm	4	
SP419053	42mm x 28mm	4	
SP419054	42mm x 35mm	4	
SP419061	54mm x 15mm	4	
SP419062	54mm x 22mm	4	
SP419063	54mm x 28mm	4	
SP419064	54mm x 35mm	4	
SP419065	54mm x 42mm	4	



SP418 Reducing Tee

CODE	SIZE	PACK QTY	PRICE €
SP418221	22mm x 22mm x 15mm	20	
SP418331	28mm x 28mm x 15mm	10	
SP418332	28mm x 28mm x 22mm	10	
SP418441	35mm x 35mm x 15mm	10	
SP418442	35mm x 35mm x 22mm	10	
SP418443	35mm x 35mm x 28mm	10	
SP418551	42mm x 42mm x 15mm	4	
SP418552	42mm x 42mm x 22mm	4	
SP418553	42mm x 42mm x 28mm	4	
SP418554	42mm x 42mm x 35mm	4	
SP418661	54mm x 54mm x 15mm	2	
SP418662	54mm x 54mm x 22mm	2	
SP418663	54mm x 54mm x 28mm	2	
SP418664	54mm x 54mm x 35mm	2	
SP418665	54mm x 54mm x 42mm	2	



Large sizes also available. Please contact our sales team for more information.

Large sizes also available. Please contact our sales team for more information.

SP418 Equal Tee

CODE	SIZE	PACK QTY	PRICE €
SP418001	15mm	20	
SP418002	22mm	20	
SP418003	28mm	10	
SP418004	35mm	10	
SP418005	42mm	4	
SP418006	54mm	2	



SP412 Female Adaptor

CODE	SIZE	PACK QTY	PRICE €
SP412001	15mm x ½" FI	20	
SP412012	15mm x ¾" FI	20	
SP412021	22mm x ½" FI	20	
SP412002	22mm x ¾" FI	20	
SP412023	22mm x 1" FI	20	
SP412032	28mm x ¾" FI	20	
SP412003	28mm x 1" FI	20	
SP412034	28mm x 1¼" FI	20	
SP412043	35mm x 1" FI	10	
SP412004	35mm x 1¼" FI	10	
SP412045	35mm x 1½" FI	10	
SP412054	42mm x 1¼" FI	4	
SP412005	42mm x 1½" FI	4	
SP412065	54mm x 1½" FI	4	
SP412006	54mm x 2" FI	4	



Large sizes also available. Please contact our sales team for more information.

SP411 Male Adaptor

CODE	SIZE	PACK QTY	PRICE €
SP411001	15mm x ½" MI	20	
SP411012	15mm x ¾" MI	20	
SP411021	22mm x ½" MI	20	
SP411002	22mm x ¾" MI	20	
SP411023	22mm x 1" MI	20	
SP411032	28mm x ¾" MI	20	
SP411003	28mm x 1" MI	20	
SP411034	28mm x 1¼" MI	20	
SP411043	35mm x 1" MI	10	
SP411004	35mm x 1¼" MI	10	
SP411045	35mm x 1½" MI	10	
SP411054	42mm x 1¼" MI	4	
SP411005	42mm x 1½" MI	4	
SP411065	54mm x 1½" MI	4	
SP411006	54mm x 2" MI	4	



SP440 Flange Adaptor PN16

CODE	SIZE	PACK QTY	PRICE €
SP440001	15mm	4	
SP440002	22mm	4	
SP440003	28mm	4	
SP440004	35mm	4	
SP440005	42mm	4	
SP440006	54mm	4	



SP400 Pre-Formed Pipe Bridge

CODE	SIZE	PACK QTY	PRICE €
SP400011	15mm	20	
SP400012	22mm	20	
SP400013	28mm	10	



Large sizes also available. Please contact our sales team for more information.

SP400 Pipe Bridge

CODE	SIZE	PACK QTY	PRICE €
SP400014	15mm	20	
SP400015	22mm	20	
SP400016	28mm	10	



SP400 Press Pipe Bridge

CODE	SIZE	PACK QTY	PRICE €
SP400017	15mm	20	
SP400018	22mm	20	
SP400019	28mm	10	



SP451 Stop End

CODE	SIZE	PACK QTY	PRICE €
SP451001	15mm	20	
SP451002	22mm	10	
SP451003	28mm	10	
SP451004	35mm	10	
SP451005	42mm	4	
SP451006	54mm	4	



SPU11 Male Union Connector

CODE	SIZE	PACK QTY	PRICE €
SPU11001	15mm x 1/2" MI	20	
SPU11012	15mm x 3/4" MI	20	
SPU11023	22mm x 1" MI	20	
SPU11002	22mm x 3/4" MI	20	
SPU11003	28mm x 1" MI	20	
SPU11034	28mm x 1 1/4" MI	20	
SPU11004	35mm x 1 1/4" MI	10	
SPU11005	42mm x 1 1/2" MI	4	
SPU11006	54mm x 2" MI	2	



Large sizes also available. Please contact our sales team for more information.

SPU12 Female Union Connector

CODE	SIZE	PACK QTY	PRICE €
SPU12001	15mm x 1/2" FI	20	
SPU12012	15mm x 3/4" FI	20	
SPU12023	22mm x 1" FI	20	
SPU12002	22mm x 3/4" FI	20	
SPU12003	28mm x 1" FI	20	
SPU12034	28mm x 1 1/4" FI	20	
SPU12004	35mm x 1 1/4" FI	10	
SPU12005	42mm x 1 1/2" FI	4	
SPU12006	54mm x 2" FI	2	



Elongation Compensator

CODE	SIZE	PACK QTY	PRICE €
SP410111*	15mm	1	
SP410112*	22mm	1	
SP410113*	28mm	1	
SP410114*	35mm	1	
SP410115*	42mm	1	
SP410116*	54mm	1	



Large sizes also available. Please contact our sales team for more information.

*Not Wras Approved

Gas Fittings

SPG410 Straight Coupler

GAS	CODE	SIZE	PACK QTY	PRICE €
	SPG410001	15mm	20	
	SPG410002	22mm	20	
	SPG410003	28mm	20	
	SPG410004	35mm	10	
	SPG410005	42mm	4	
	SPG410006	54mm	4	



SPG410 Straight Slip Coupler

GAS	CODE	SIZE	PACK QTY	PRICE €
	SPG4100S1	15mm	20	
	SPG4100S2	22mm	20	
	SPG4100S3	28mm	20	
	SPG4100S4	35mm	10	
	SPG4100S5	42mm	4	
	SPG4100S6	54mm	4	



SPG415 90° F.I. X F.I. Elbow

GAS	CODE	SIZE	PACK QTY	PRICE €
	SPG415001	15mm	20	
	SPG415002	22mm	20	
	SPG415003	28mm	20	
	SPG415004	35mm	10	
	SPG415005	42mm	4	
	SPG415006	54mm	2	



Large sizes also available. Please contact our sales team for more information.

SPG435 90° M.I. X F.I. Elbow

GAS	CODE	SIZE	PACK QTY	PRICE €
	SPG435001	15mm	20	
	SPG435002	22mm	20	
	SPG435003	28mm	10	
	SPG435004	35mm	10	
	SPG435005	42mm	4	
	SPG435006	54mm	2	



SPG445 45° F.I. X F.I. Elbow

GAS	CODE	SIZE	PACK QTY	PRICE €
	SPG445001	15mm	20	
	SPG445002	22mm	20	
	SPG445003	28mm	10	
	SPG445004	35mm	10	
	SPG445005	42mm	4	
	SPG445006	54mm	2	



SPG425 45° M.I. X F.I. Elbow

GAS	CODE	SIZE	PACK QTY	PRICE €
	SPG425001	15mm	20	
	SPG425002	22mm	20	
	SPG425003	28mm	10	
	SPG425004	35mm	10	
	SPG425005	42mm	4	
	SPG425006	54mm	2	



Large sizes also available. Please contact our sales team for more information.

SPG417 Female Angle Adaptor

GAS	CODE	SIZE	PACK QTY	PRICE €
	SPG417001	15mm x ½" FI	20	
	SPG417002	22mm x ¾" FI	10	
	SPG417003	28mm x 1" FI	10	
	SPG417004	35mm x 1¼" FI	10	



Valve Connector with Swivel

GAS	CODE	SIZE	PACK QTY	PRICE €
	SPGS12001	15mm x ½" FI	20	
	SPGS12002	22mm x ¾" FI	20	
	SPGS12003	28mm x 1" FI	10	
	SPGS12004	35mm x 1¼" FI	10	
	SPGS12005	42mm x 1½" FI	4	
	SPGS12006	54mm x 2" FI	4	



SPG430 Tee Press X Press X F.I. Iron

GAS	CODE	SIZE	PACK QTY	PRICE €
	SPG430001	15mm x 15mm x ½" FI	20	
	SPG430221	22mm x 22mm x ½" FI	20	
	SPG430002	22mm x 22mm x ¾" FI	20	
	SPG430331	28mm x 28mm x ½" FI	10	
	SPG430332	28mm x 28mm x ¾" FI	10	
	SPG430003	28mm x 28mm x 1" FI	10	
	SPG430441	35mm x 35mm x ½" FI	10	
	SPG430442	35mm x 35mm x ¾" FI	10	
	SPG430443	35mm x 35mm x 1" FI	10	
	SPG430004	35mm x 35mm x 1¼" FI	10	
	SPG430551	42mm x 42mm x ½" FI	4	
	SPG430552	42mm x 42mm x ¾" FI	4	
	SPG430553	42mm x 42mm x 1" FI	4	
	SPG430005	42mm x 42mm x 1½" FI	4	
	SPG430661	54mm x 54mm x ½" FI	2	
	SPG430662	54mm x 54mm x ¾" FI	2	
	SPG430663	54mm x 54mm x 1" FI	2	
	SPG430006	54mm x 54mm x 2" FI	2	



Large sizes also available. Please contact our sales team for more information.

SPG419 M.I. X F.I. Reducer

GAS	CODE	SIZE	PACK QTY	PRICE €
	SPG419021	22mm x 15mm	20	
	SPG419031	28mm x 15mm	20	
	SPG419032	28mm x 22mm	20	
	SPG419041	35mm x 15mm	10	
	SPG419042	35mm x 22mm	10	
	SPG419043	35mm x 28mm	10	
	SPG419051	42mm x 15mm	4	
	SPG419052	42mm x 22mm	4	
	SPG419053	42mm x 28mm	4	
	SPG419054	42mm x 35mm	4	
	SPG419061	54mm x 15mm	4	
	SPG419062	54mm x 22mm	4	
	SPG419063	54mm x 28mm	4	
	SPG419064	54mm x 35mm	4	
	SPG419065	54mm x 42mm	4	



SPG418 Reducing Tee

GAS	CODE	SIZE	PACK QTY	PRICE €
	SPG418221	22mm x 22mm x 15mm	20	
	SPG418331	28mm x 28mm x 15mm	10	
	SPG418332	28mm x 28mm x 22mm	10	
	SPG418441	35mm x 35mm x 15mm	10	
	SPG418442	35mm x 35mm x 22mm	10	
	SPG418443	35mm x 35mm x 28mm	10	
	SPG418551	42mm x 42mm x 15mm	4	
	SPG418552	42mm x 42mm x 22mm	4	
	SPG418553	42mm x 42mm x 28mm	4	
	SPG418554	42mm x 42mm x 35mm	4	
	SPG418661	54mm x 54mm x 15mm	2	
	SPG418662	54mm x 54mm x 22mm	2	
	SPG418663	54mm x 54mm x 28mm	2	
	SPG418664	54mm x 54mm x 35mm	2	
	SPG418665	54mm x 54mm x 42mm	2	



Large sizes also available. Please contact our sales team for more information.

SPG418 Equal Tee

GAS	CODE		SIZE	PACK QTY	PRICE €
	SPG418001		15mm	20	
	SPG418002		22mm	20	
	SPG418003		28mm	10	
	SPG418004		35mm	10	
	SPG418005		42mm	4	
	SPG418006		54mm	2	



SPG412 Female Adaptor

GAS	CODE		SIZE	PACK QTY	PRICE €
	SPG412001		15mm x ½" FI	20	
	SPG412012		15mm x ¾" FI	20	
	SPG412021		22mm x ½" FI	20	
	SPG412002		22mm x ¾" FI	20	
	SPG412023		22mm x 1" FI	20	
	SPG412032		28mm x ¾" FI	20	
	SPG412003		28mm x 1" FI	20	
	SPG412034		28mm x 1¼" FI	20	
	SPG412043		35mm x 1" FI	10	
	SPG412004		35mm x 1¼" FI	10	
	SPG412045		35mm x 1½" FI	10	
	SPG412054		42mm x 1¼"FI	4	
	SPG412005		42mm x 1½" FI	4	
	SPG412065		54mm x 1½" FI	4	
	SPG412006		54mm x 2" FI	4	



Large sizes also available. Please contact our sales team for more information.

SPG411 Male Adaptor

GAS	CODE		SIZE	PACK QTY	PRICE €
	SPG411001		15mm x ½" MI	20	
	SPG411012		15mm x ¾" MI	20	
	SPG411021		22mm x ½" MI	20	
	SPG411002		22mm x ¾" MI	20	
	SPG411023		22mm x 1" MI	20	
	SPG411032		28mm x ¾" MI	20	
	SPG411003		28mm x 1" MI	20	
	SPG411034		28mm x 1¼" MI	20	
	SPG411043		35mm x 1" MI	10	
	SPG411004		35mm x 1¼" MI	10	
	SPG411045		35mm x 1½" MI	10	
	SPG411054		42mm x 1¼" MI	4	
	SPG411005		42mm x 1½" MI	4	
	SPG411065		54mm x 1½" MI	4	
	SPG411006		54mm x 2" MI	4	



SPG440 Flange Adaptor

GAS	CODE		SIZE	PACK QTY	PRICE €
	SPG440001		15mm	4	
	SPG440002		22mm	4	
	SPG440003		28mm	4	
	SPG440004		35mm	4	
	SPG440005		42mm	4	
	SPG440006		54mm	4	



Large sizes also available. Please contact our sales team for more information.

SPG451 Stop End


GAS	CODE	SIZE	PACK QTY	PRICE €
	SPG451001	15mm	20	
	SPG451002	22mm	10	
	SPG451003	28mm	10	
	SPG451004	35mm	10	
	SPG451005	42mm	4	
	SPG451006	54mm	4	



O-Rings

FKM O-Rings

CODE	SIZE	PACK QTY	PRICE €
SP000001	15mm (Red)	10	
SP000002	22mm (Red)	10	
SP000003	28mm (Red)	10	
SP000004	35mm (Red)	10	
SP000005	42mm (Red)	10	
SP000006	54mm (Red)	10	
SP000007	15mm (Green)	10	
SP000008	22mm (Green)	10	
SP000009	28mm (Green)	10	
SP000010	35mm (Green)	10	
SP000011	42mm (Green)	10	
SP000012	54mm (Green)	10	



FKM O-ring (Green) Fluroelastomer rubber

- Applications: Oils, hydrocarbons, solar, fuels, technical liquids, and compressed air (oil purity class 0-X).
- Temperature Range: -20°C to +200°C dry app (hot air) or wet app (oils or primary solar energy circuits)
- Max Pressure: 16 Bar

FKM O-ring (Red) Fluoroelastomer rubber

- Applications: Saturated steam and solar installations.
- Temperature Range: -10°C to +160°C (constant) Short peak exposure +170/180°C.
- Max Pressure: 7 Bar

Large sizes also available. Please contact our sales team for more information.

Stainless Steel Pipe

Pipe Lengths (5M)

CODE	SIZE	BUNDLE QTY	PRICE PER LENGTH €
ISSP111	15mm x 0.6mm	80	
ISSP112	22mm x 0.7mm	61	
ISSP113	28mm x 0.8mm	44	
ISSP114	35mm x 1.0mm	44	
ISSP115	42mm x 1.2mm	44	
ISSP116	54mm x 1.2mm	37	



EN10312 & DVGW W541 certified



Instantor Press Tools

Instantor 18v Mini Press Tool

CODE	DESCRIPTION	PRICE €
IT2020	Instantor Mini Press Tool 18V	
IT2020MK	Instantor Mini Press Tool 18V Kit includes 15, 22 & 28mm M Jaws	



Instantor 18v Large Press Tool

CODE	DESCRIPTION	PRICE €
IT2040	Instantor Large Press Tool 18V	
IT2040MK	Instantor Large Press Tool 18V Kit includes 35, 42, 54mm M Jaws & Adaptor Tongs (Required for 42 & 54mm Jaws)	



FEATURES

- Suitable for thin wall stainless steel pipe, copper pipe or multi-layer pipe.
- Available for all common systems; TH Profile (16mm – 63mm), VI Profile (1/2" – 1") & M Profile (15mm – 54mm).
- High performance 18V 4.0Ah LI-ION battery.
- Ergonomically designed with non-slip rubber grips, carry strap, and optimised centre of gravity for easy, single-handed operation.
- OLED display shows your press count, battery power, working pressure, maintenance notes, and fault codes.
- 3-year manufacturers warranty, when registered online.
- Service and calibration available through a qualified Instantor Service Technician in our newly established Instantor Service Centre located in Dublin 9. Calibration Certificate provided once complete.

PRESS TOOL KIT

- Instantor 18V Press Tool
- Heavy duty plastic protective case
- 2 x 18V 4Ah batteries
- Charger
- Jaws of choice (VI, TH or M Profile)

Instantor Press Jaws

CODE	DESCRIPTION	PRICE €
IT20030	Instantor 15mm M Jaws	
IT20031	Instantor 22mm M Jaws	
IT20032	Instantor 28mm M Jaws	
IT20033	Instantor 35mm M Jaws	
IT20034	Instantor 42mm M Jaws	
IT20035	Instantor 54mm M Jaws	



Additional Items

CODE	DESCRIPTION	PRICE €
IT20042	Instantor 4.0Ah Battery	
IT20029	Instantor Adaptor TH50 / TH63 / M42 / M54	
IT20050	Instantor Press Jaw Case	





Instantor[®]

Copper Press





Instantor[®]

Copper Press

Product Overview

VI Profile - Sizes ½, ¾" & 1"
M Profile - Sizes 15mm, 22mm,
28mm, 35mm, 42mm & 54mm

Instantor Copper Press fittings offer a high-quality modern solution with flame free jointing for faster and safer installation.

Instantor Copper Press fittings are WRAS approved and manufactured to EN 1254-7. Fittings include a specially designed pre-lubricated EPDM O-Ring with a Leak-Before-Press feature on each connection, which when pressed correctly, deliver a water-tight seal in seconds without the need for any solder.

Quick to install in 5 simple steps – Cut, Calibrate, Check, Mark, & Press, - saving on time and costs when compared with traditional copper solder methods.

Application

Fittings with black EPDM O-Rings are designed for use in hot and cold water services, heating systems*, chilled water.

Instantor Copper press fittings are designed to be used with hard or half hard copper pipe conforming to EN 1057.

*Excluding solar heating applications, solid fuel primary pipelines and directly buried/embedded applications.

Features

- Flame Free Jointing. No hotworks permit required. Flame free installation makes for a safer job and shortened project times.
- Quick & simple to install. Faster than traditional solder methods, saves on time and material costs.
- Instantor Copper press fittings are WRAS approved. Imperial/Irish Approval # 2003301 Metric Approval # 1903373
- EPDM O-Rings with Leak-Before-Press feature designed to identify un-pressed joints during system testing.
- 'VI' Profile jaw for Irish/Imperial fittings & 'M' profile jaw for Metric fittings.
- Operating Pressure/temperatures – 16bar @ 30°C, 10bar @ 95°C. Max 110°C, Min -25°C
- Aesthetically Pleasing Finish. Flux and heat free system provides for a neater, cleaner finish.

System Testing

Pressure testing on Instantor Copper Press fittings should normally be carried out using clean potable water in accordance with EN806.

All fitting joints installed in the system must remain completely visible and accessible until the system has been successfully leak and pressure tested.

After flushing, fill the system with clean potable water ensuring all trapped air has been expelled. Apply pressure between 1 and 2 bar and perform inspection for un-pressed fittings. If un-pressed fittings are identified, they may be pressed without draining the system. Do not press fittings more than once. When satisfied, no un-pressed fittings remain, increase pressure slowly to the system test pressure. Testing of the system should be carried out in accordance with EN806 to 1.1 times the working pressure (Maximum Design Pressure) of the system.

Full test pressure should hold for a minimum of 30 minutes without any sign of drop in pressure. Final visual inspection should then be carried out to confirm system is leak tight.

Guarantee

Copper is known for its durability, corrosion resistance, thermal conductivity, and hygienic qualities. In some cases, (e.g. chilled water lines) external protection may be required to protect against corrosive conditions.

Instantor Copper Press fittings are guaranteed for 25 years provided they have been installed following correct procedure within operating conditions for which they are designed, by a fully qualified plumber using the correct pressing equipment which holds a valid calibration certificate.

Spacing Between Fittings

Minimum spacing between fittings is recommended as follows:

15mm / ½"	-	10mm space
22mm / ¾"	-	20mm space
28mm / 1"	-	20mm space
35mm	-	20mm space
42mm	-	20mm space
54mm	-	20mm space

Pipe Support

Pipe supports should be used to prevent movement and vibration in the finished system. See page 74.

Warning

Due care should be taken to prevent damage to copper press fittings and O-rings by heat transfer due to nearby brazing.

High temperature can anneal copper pipe making it too soft for press fit.

Application



1 - Cut



2 - Calibrate



3 - Check



4 - Mark



5 - Press

1. **Cut Pipe** - Ensure that the fitting is the correct size for the tube being used. Cut the pipe to length using a good quality pipe cutter or rotary pipe cutter. It is important that pipe ends are clean, cut square, and the pipe is not deformed. High speed grinding wheels are not suitable.

2. **Calibrate** - All burrs and sharp edges should be removed. Using a de-burring tool to both the inside and outside of the pipe, leaving an external chamfer. Wipe the pipe end clean. The pipe ends should be free from scratches or scores for a distance not less than the socket depth.

NOTE: A poorly calibrated pipe could damage the O-ring on insertion.

3. **Check O-Ring** - Before inserting the pipe, check the O-ring is seated, lubricated and free from damage. (Re-moisten O-ring with water if necessary**)

4. **Mark Insertion Depth** - Insert the pipe fully into the socket of the fitting until it hits the pipe stop (or until pipes meet in the middle in fittings without a pipe stop). Mark the insertion depth with black marker to ensure the pipe has been fully inserted before pressing.

5. **Press** - Making sure to select the correct profile Jaw ('VI' for Imperial/Irish Instantor Copper Press), execute the press cycle. After the press tool cycle is complete remove the Press Jaws and check that the socket depth marking on the pipe has remained in place, adjacent to the mouth of the fitting.

NOTE: ** Fittings should be kept in original packaging to protect the O-ring and prevent drying out of lubrication.

Imperial Fittings

CP310 Straight Coupler



CODE	SIZE	PACK QTY	PRICE €
CP310001	1/2"	10	
CP310002	3/4"	10	
CP310003	1"	10	

CP310 Straight Reducer



CODE	SIZE	PACK QTY	PRICE €
CP310021	3/4" x 1/2"	10	
CP310031	1" x 1/2"	10	
CP310032	1" x 3/4"	10	

CP310 Slip Coupler



CODE	SIZE	PACK QTY	PRICE €
CP3100S1	1/2"	10	
CP3100S2	3/4"	10	
CP3100S3	1"	10	

CP311 Straight Coupler M.I x Press



CODE	SIZE	PACK QTY	PRICE €
CP311001	1/2" M x 1/2" Press	10	
CP311002	3/4" M x 3/4" Press	10	
CP311003	1" M x 1" Press	10	

CP312 Straight Coupler F.I x Press



CODE	SIZE	PACK QTY	PRICE €
CP312001	1/2" F x 1/2" Press	10	
CP312002	3/4" F x 3/4" Press	10	
CP312003	1" F x 1" Press	10	

CP368 633 M.T Cock



CODE	SIZE	PACK QTY	PRICE €
CP368001	1/2" Press	10	

CP313 Bent Swivel Connector



CODE	SIZE	PACK QTY	PRICE €
CP313001*	1/2" x 1/2"	10	

CP314 Straight Swivel Connector



CODE	SIZE	PACK QTY	PRICE €
CP314001*	1/2" x 1/2"	10	

CP315 Elbow



CODE	SIZE	PACK QTY	PRICE €
CP315001	1/2"	10	
CP315002	3/4"	10	
CP315003	1"	5	
CP315021	3/4" x 1/2"	10	
CP315031	1" x 1/2"	5	
CP315032	1" x 3/4"	5	

CP317W Elbow



CODE	SIZE	PACK QTY	PRICE €
CP319001*	1/2"	10	
CP319002*	3/4"	10	

CP318 Equal Tee



CODE	SIZE	PACK QTY	PRICE €
CP318001	1/2"	10	
CP318002	3/4"	10	
CP318003	1"	5	

CP318 Reducing Tee



CODE	SIZE	PACK QTY	PRICE €
CP318112	1/2" x 1/2" x 3/4"	10	
CP318211	3/4" x 1/2" x 1/2"	10	
CP318212	3/4" x 1/2" x 3/4"	10	
CP318221	3/4" x 3/4" x 1/2"	10	
CP318223	3/4" x 3/4" x 1"	10	
CP318311	1" x 1/2" x 1/2"	5	
CP318312	1" x 1/2" x 3/4"	5	
CP318313	1" x 1/2" x 1"	5	
CP318321	1" x 3/4" x 1/2"	5	
CP318322	1" x 3/4" x 3/4"	5	
CP318323	1" x 3/4" x 1"	5	
CP318331	1" x 1" x 1/2"	5	
CP318332	1" x 1" x 3/4"	5	

CP319 Fitting Reducer



CODE	SIZE	PACK QTY	PRICE €
CP319021	3/4" x 1/2"	10	
CP319031	1" x 1/2"	10	
CP319032	1" x 3/4"	10	

CP325 Obtuse Street Elbow



CODE	SIZE	PACK QTY	PRICE €
CP325001	1/2"	10	
CP325002	3/4"	10	
CP325003	1"	5	

CP335 Street Elbow



CODE	SIZE	PACK QTY	PRICE €
CP335001	1/2"	10	
CP335002	3/4"	10	
CP335003	1"	5	

CP345 Obtuse Bend



CODE	SIZE	PACK QTY	PRICE €
CP345001	1/2"	10	
CP345002	3/4"	10	
CP345003	1"	5	

CP351 Stop End



CODE	SIZE	PACK QTY	PRICE €
CP351001	1/2"	20	
CP351002	3/4"	15	
CP351003	1"	10	

Note: Fittings should be kept in original packaging to prevent O-ring lubrication drying out before use.

*Not WRAS Approved.

Note: Fittings should be kept in original packaging to prevent O-ring lubrication drying out before use.

*Not WRAS Approved.

Metric Fittings

CP410 Straight Coupler



CODE	SIZE	PACK QTY	PRICE €
CP410001	15mm	10	
CP410002	22mm	10	
CP410003	28mm	10	
CP410004	35mm	L	
CP410005	42mm	L	
CP410006	54mm	L	

CP410 Straight Reducer



CODE	SIZE	PACK QTY	PRICE €
CP410021	22mm x 15mm	10	
CP410031	28mm x 15mm	10	
CP410032	28mm x 22mm	10	

CP410 Slip Coupler



CODE	SIZE	PACK QTY	PRICE €
CP4100S1	15mm	10	
CP4100S2	22mm	10	
CP4100S3	28mm	10	

CP411 Straight Coupler M.I x Press



CODE	SIZE	PACK QTY	PRICE €
CP411001	1/2" M x 15mm	-	
CP411002	3/4" M x 22mm	-	
CP411003	1" M x 28mm	-	

CP412 Straight Coupler F.I x Press



CODE	SIZE	PACK QTY	PRICE €
CP412001	1/2" F x 15mm	-	
CP412002	3/4" F x 22mm	-	
CP412003	1" F x 28mm	-	

CP413 Bent Swivel Connector



CODE	SIZE	PACK QTY	PRICE €
CP413001*	15mm x 1/2"	10	

CP468 633 M.T Cock



CODE	SIZE	PACK QTY	PRICE €
CP468001	15mm Press	10	

CP414 Straight Swivel Connector



CODE	SIZE	PACK QTY	PRICE €
CP414001*	15mm x 1/2"	10	

CP415 Elbow



CODE	SIZE	PACK QTY	PRICE €
CP415001	15mm	10	
CP415002	22mm	10	
CP415003	28mm	5	
CP415004	35mm	L	
CP415005	42mm	L	
CP415006	54mm	L	
CP415021	22mm x 15mm	10	
CP415031	28mm x 15mm	5	
CP415032	28mm x 22mm	5	

CP418 Equal Tee



CODE	SIZE	PACK QTY	PRICE €
CP418001	15mm	10	
CP418002	22mm	10	
CP418003	28mm	4	
CP418004	35mm	L	
CP418005	42mm	L	
CP418006	54mm	L	

CP418 Reducing Tee



CODE	SIZE	PACK QTY	PRICE €
CP418112	15mm x 15mm x 22mm	10	
CP418211	22mm x 15mm x 15mm	10	
CP418212	22mm x 15mm x 22mm	10	
CP418221	22mm x 22mm x 15mm	10	
CP418223	22mm x 22mm x 28mm	5	
CP418311	28mm x 15mm x 15mm	5	
CP418312	28mm x 15mm x 22mm	5	
CP418313	28mm x 15mm x 28mm	5	
CP418321	28mm x 22mm x 15mm	5	
CP418322	28mm x 22mm x 22mm	5	
CP418323	28mm x 22mm x 28mm	5	
CP418331	28mm x 28mm x 15mm	5	
CP418332	28mm x 28mm x 22mm	5	

CP419 Fitting Reducer



CODE	SIZE	PACK QTY	PRICE €
CP419021	22mm x 15mm	10	
CP419031	28mm x 15mm	10	
CP419032	28mm x 22mm	10	
CP419043	35mm x 28mm	L	
CP419054	42mm x 35mm	L	
CP419065	54mm x 42mm	L	

CP425 Obtuse Street Elbow



CODE	SIZE	PACK QTY	PRICE €
CP425001	15mm	10	
CP425002	22mm	10	
CP425003	28mm	5	

CP435 Street Elbow



CODE	SIZE	PACK QTY	PRICE €
CP435001	15mm	10	
CP435002	22mm	10	
CP435003	28mm	5	

CP445 Obtuse Bend



CODE	SIZE	PACK QTY	PRICE €
CP445001	15mm	10	
CP445002	22mm	10	
CP445003	28mm	5	

CP451 Stop End



CODE	SIZE	PACK QTY	PRICE €
CP451001	15mm	20	
CP451002	22mm	15	
CP451003	28mm	10	
CP451004	35mm	L	
CP451005	42mm	L	
CP451006	54mm	L	

IP21 Press Adaptor to Copper Press



CODE	SIZE	PACK QTY	PRICE €
IP21001*	16mm x 15mm	10	
IP21002*	20mm x 22mm	10	
IP21003*	26mm x 28mm	10	
IP21004*	16mm x 1/2"	10	
IP21005*	20mm x 3/4"	10	
IP21006*	26mm x 1"	10	

Note: Fittings should be kept in original packaging to prevent O-ring lubrication drying out before use.

*Not WRAS Approved.

Note: Fittings should be kept in original packaging to prevent O-ring lubrication drying out before use.

*Not WRAS Approved.

Tools and Accessories

Instantor 18V Mini Press Tool

CODE	DESCRIPTION	PRICE €
IT2020	Instantor Mini Press Tool 18V	
IT2020MK	Instantor Mini Press Tool 18V Kit includes 15, 22 & 28mm M Jaws , 2 x 4.0Ah batteries & case Output - 19kN	
IT2020VIK	Instantor Mini Press Tool 18V Kit includes ½", ¾" & 1" VI Jaws , 2 x 4.0Ah batteries & case Output - 19kN	



Instantor 18V Large Press Tool

CODE	DESCRIPTION	PRICE €
IT2040	Instantor Large Press Tool 18V	
IT2040MK	Instantor Large Press Tool 18V Kit includes 35,42 & 54mm M Jaws & Adaptor Tongs (Required for 42 & 54mm Jaws), 2 x 4.0Ah batteries & case Output - 32kN	



Additional Items

CODE	DESCRIPTION	PRICE €
IT20042	Instantor 4.0Ah Battery	
IT20029	Instantor Adaptor TH50 / TH63 / M42 / M54	



Instantor Press Jaws

CODE	DESCRIPTION	PRICE €
IT20019	Instantor ½" VI Jaws	
IT20020	Instantor ¾" VI Jaws	
IT20021	Instantor 1" VI Jaws	
IT20030	Instantor 15mm M Jaws	
IT20031	Instantor 22mm M Jaws	
IT20032	Instantor 28mm M Jaws	
IT20033	Instantor 35mm M Jaws	
IT20034*	Instantor 42mm M Jaw Ring	
IT20035*	Instantor 54mm M Jaw Ring	

*Requires Adaptor Tong IT20029



Instantor Jaw Cases

CODE	DESCRIPTION	PRICE €
IT20050	Case Only	
IT20050VIK	Case Incl ½", ¾" & 1" VI Jaws	
IT20050MK	Case Incl 15, 22 & 28mm M Jaws	



No. 60 Rubber Lined Clips

CODE	SIZE	PACK QTY	PRICE €
673414 PK	15 - 19mm	1	
673420 PK	20 - 25mm	1	
673426 PK	26 - 30mm	1	



No. 36 Cast Brass Screw On Brackets

CODE	SIZE	PACK QTY	PRICE €
673010 PK	15mm	100	
673020 PK	22mm	50	
673030 PK	28mm	50	



No. 90 Snap In Plastic Clips

CODE	SIZE	PACK QTY	PRICE €
695010 PK	15mm	100	
695020 PK	22mm	100	
695030 PK	28mm	100	



No. 92 Nail In Clips

CODE	SIZE	PACK QTY	PRICE €
695062 PK	15mm	100	
695063 PK	22mm	100	
695064 PK	28mm	100	



No. 93 Snap Over Clips

CODE	SIZE	PACK QTY	PRICE €
695110 PK	15mm	100	
695120 PK	22mm	100	
695130 PK	28mm	100	





Instantor[®]

Pex Pipe





Instantor-Pex is designed for use with existing I.S. EN 1254-2:1998 compliant fittings and inserts. It can also be used with other approved proprietary fitting systems.

Ideal for conventional central heating, underfloor heating, hot and cold running water and all general plumbing applications.

INSTANTOR®- Pex Coils

CODE	SIZE	PRICE €
772001	½"x 100m Coil	
772002	¾" x 50m Coil	
772004	1"x 10m Coil	
772014	1" x 50m Coil	



INSTANTOR®- Pex Lengths

CODE	SIZE	PRICE €
772008	½"x 5.8m - 10 Pack	
772009	¾" x 5.8m - 10 Pack	
772010	1"x 5.8m - 10 Pack	



INSTANTOR®- Pex Insulated Pipe

CODE	SIZE	PRICE €
772023	½"x 50m Coil	
772024	¾" x 50m Coil	
772026	1" x 50m Coil	



INSTANTOR®- Pex Pipe In Pipe Coils

CODE	SIZE	PRICE €
772020	½"x 50m Coil	
772021	¾" x 50m Coil	
772019	½" x 75m Coil	



INSTANTOR®- Pex Corrugated Duct / Sleeve - 50m Coil

CODE	SIZE	PRICE €
772022	Universal size to fit ½" & ¾"	

INSTANTOR®- Pex Inserts

CODE	SIZE	BAG QTY	PRICE €
772011 PK	½" Copper	200	
772012 PK	¾" Copper	100	
772013	1" Copper	50	
772015	½" Plastic	500	
772016	¾" Plastic	300	
772017	1" Plastic	50	





Instantor[®]

**Solder Ring / Capillary &
End Feed / Brazing Fittings**



C10 Straight Coupler C x C



CODE	SIZE	BOX QTY	PACK QTY	PRICE €
C10001	1/2"	1000	100	
C10002	3/4"	500	50	
C10003	1"	300	10	
C10004	1 1/4"	160	5	
C10005	1 1/2"	-	5	
C10006	2"	-	5	
C10021	3/4" x 1/2"	-	25	
C10032	1" x 3/4"	-	25	

C14 Straight Tap Connector C x F.I.



CODE	SIZE	BOX QTY	PACK QTY	PRICE €
C14001	1/2"	-	25	
C14002	3/4"	-	25	

C15 Elbow C x C



CODE	SIZE	BOX QTY	PACK QTY	PRICE €
C15001	1/2"	1000	20	
C15002	3/4"	400	15	
C15003	1"	150	10	
C15004	1 1/4"	120	5	
C15005	1 1/2"	-	5	
C15006	2"	-	6	

C18 Equal Tee C x C x C



CODE	SIZE	BOX QTY	PACK QTY	PRICE €
C18001	1/2"	500	20	
C18002	3/4"	240	15	
C18003	1"	120	10	
C18004	1 1/4"	60	10	
C18005	1 1/2"	-	5	
C18006	2"	-	2	

C18 Reducing Tee C x C x C



CODE	SIZE	BOX QTY	PACK QTY	PRICE €
C18221	3/4" x 3/4" x 1/2"	240	15	
C18212	3/4" x 1/2" x 3/4"	240	15	
C18211	3/4" x 1/2" x 1/2"	240	15	
C18322	1" x 3/4" x 3/4"	120	10	
C18323	1" x 3/4" x 1"	120	10	
C18332	1" x 1" x 3/4"	150	10	
C18331	1" x 1" x 1/2"	120	10	
C18313	1" x 1/2" x 1"	120	10	

C27 Bent Tap Connector C x F.I.



CODE	SIZE	BOX QTY	PACK QTY	PRICE €
C13001	1/2"	-	25	

C48 Fitting Reducer



CODE	SIZE	BOX QTY	PACK QTY	PRICE €
C19021	3/4" x 1/2"	-	25	
C19031	1" x 1/2"	-	25	
C19032	1" x 3/4"	-	10	
C19043	1 1/4" x 1"	-	10	
C19054	1 1/2" x 1 1/4"	-	10	
C19065	2" x 1 1/2"	-	4	

C48M Fitting Reducer to Metric

CODE	SIZE	BOX QTY	PACK QTY	PRICE €
C19010	1/2" x 10mm	-	25	

C72 Stop End



CODE	SIZE	BOX QTY	PACK QTY	PRICE €
C10721	1/2"	-	20	
C10722	3/4"	-	15	
C10723	1"	-	10	

M10 Straight Coupler C x C



CODE	SIZE	BOX QTY	PACK QTY	PRICE €
M10077	8mm	-	20	
M10088	10mm	-	20	
M10001	15mm	-	20	
M10002	22mm	-	15	
M10003	28mm	-	10	
M10004	35mm	-	10	
M10005	42mm	-	5	
M10006	54mm	-	5	
M10011	15mm x ½"	-	100	
M10022	22mm x ¾"	-	25	
M10017	15mm x 8mm	-	-	
M10018	15mm x 10mm	-	-	
M10021	22mm x 15mm	-	-	
M10031	28mm x 15mm	-	-	
M10032	28mm x 22mm	-	-	

M11 Straight Coupler M.I. x C



CODE	SIZE	BOX QTY	PACK QTY	PRICE €
M11001	15mm x ½"	-	25	
M11002	22mm x ¾"	-	50	
M11003	28mm x 1"	-	10	

M12 Straight Coupler F.I. x C



CODE	SIZE	BOX QTY	PACK QTY	PRICE €
M12001	15mm x ½"	-	25	
M12002	22mm x ¾"	-	25	
M12003	28mm x 1"	-	25	

M14 Straight Tap Connector C x F.I.



CODE	SIZE	BOX QTY	PACK QTY	PRICE €
M14001	15mm	-	20	
M14002	22mm	-	25	
M13001	15mm BENT	-	-	

M15 Elbow C x C



CODE	SIZE	BOX QTY	PACK QTY	PRICE €
M15077	8mm	-	20	
M15088	10mm	-	20	
M15001	15mm	-	20	
M15002	22mm	-	15	
M15003	28mm	-	10	
M15004	35mm	-	5	
M15005	42mm	-	5	
M15006	54mm	-	4	

M16 Elbow M.I. x C



CODE	SIZE	BOX QTY	PACK QTY	PRICE €
M16001	15mm x ½"	-	25	
M16002	22mm x ¾"	-	25	

M17 Elbow F.I. x C



CODE	SIZE	BOX QTY	PACK QTY	PRICE €
M17001	15mm x ½"	-	25	

M18 Tee C x C x C



CODE	SIZE	BOX QTY	PACK QTY	PRICE €
M18777	8mm	-	20	
M18888	10mm	-	20	
M18001	15mm	-	20	
M18002	22mm	-	15	
M18003	28mm	-	10	
M18004	35mm	-	5	
M18005	42mm	-	5	
M18006	54mm	-	4	

M18 Tee C x C x C



CODE	SIZE	BOX QTY	PACK QTY	PRICE €
M18212	22 x 15 x 22mm	-	15	
M18211	22 x 15 x 15mm	-	15	
M18221	22 x 22 x 15mm	-	15	
M18223	22 x 22 x 28mm	-	10	
M18313	28 x 15 x 28mm	-	-	
M18322	28 x 22 x 22mm	-	10	
M18323	28 x 22 x 28mm	-	10	
M18331	28 x 28 x 15mm	-	10	
M18332	28 x 28 x 22mm	-	10	
M18441	35 x 35 x 15mm	-	5	
M18443	35 x 35 x 28mm	-	5	
M18551	42 x 42 x 15mm	-	4	
M18661	54 x 54 x 15mm	-	2	
M18662	54 x 54 x 22mm	-	2	
M18663	54 x 54 x 28mm	-	2	

M45 Obtuse Bend



CODE	SIZE	BOX QTY	PACK QTY	PRICE €
M45001	15mm	-	10	
M45002	22mm	-	10	
M45003	28mm	-	10	
M45004	35mm	-	10	
M45005	42mm	-	10	
M45006	54mm	-	10	

M25 Street Elbow

CODE	SIZE	BOX QTY	PACK QTY	PRICE €
M25001	15mm	-	-	
M25002	22mm	-	-	
M25003	28mm	-	-	

Note:

Sanbra Fyffe Solder Ring Capillary Fittings conform to EN 1254-1 and are lead free to suit Imperial and Metric Copper Tube Sizes

M48 Fitting Reducer



CODE	SIZE	BOX QTY	PACK QTY	PRICE €
M19017	15 x 8mm	-	20	
M19018	15 x 10mm	-	20	
M19021	22 x 15mm	-	20	
M19031	28 x 15mm	-	10	
M19032	28 x 22mm	-	10	
M19042	35 x 22mm	-	-	
M19043	35 x 28mm	-	-	
M19052	42 x 22mm	-	4	
M19054	42 x 35mm	-	-	
M19061	54 x 15mm	-	2	
M19062	54 x 22mm	-	5	
M19065	54 x 42mm	-	-	

M72 Stop End



CODE	SIZE	BOX QTY	PACK QTY	PRICE €
M10721	15mm	-	20	
M10722	22mm	-	10	
M10723	28mm	-	10	
M10724	35mm	-	5	
M10725	42mm	-	5	
M10726	54mm	-	5	

SE10 Coupling EF



CODE	SIZE	BOX QTY	PACK QTY	PRICE €
SE10065	8mm	-	25	
SE10066	10mm	-	25	
SE10001	15mm	-	25	
SE10002	22mm	-	25	
SE10003	28mm	-	10	
SE10004	35mm	-	5	
SE10005	42mm	-	5	
SE10006	54mm	-	5	
SE10007	67mm	-	L	
SE10008	76mm	-	L	
SE10009	108mm	-	L	
SE10010	159mm	-	L	
SE10018	15 x 10mm	-	25	
SE10031	28 x 15mm	-	10	
SE10054	42 x 35mm	-	10	
SE10064	54 x 35mm	-	10	

SE11 Straight Coupler MI



CODE	SIZE	BOX QTY	PACK QTY	PRICE €
SE11001	½" x 15mm	-	25	
SE11002	¾" x 22mm	-	25	
SE11003	1" x 28mm	-	10	
SE11004	1 ¼" x 35mm	-	10	
SE11005	1 ½" x 42mm	-	5	
SE11006	2" x 54mm	-	5	
SE11007	2 ½" x 67mm	-	5	

SE12 Straight Coupler FI

CODE	SIZE	BOX QTY	PACK QTY	PRICE €
SE12001	½" x 15mm	-	-	
SE12002	¾" x 22mm	-	-	
SE12003	1" x 28mm	-	-	
SE12004	1 ¼" x 35mm	-	-	
SE12005	1 ½" x 42mm	-	-	
SE12006	2" x 54mm	-	-	
SE12007	2 ½" x 67mm	-	-	

SE45 45 Degree Elbow EF



CODE	SIZE	BOX QTY	PACK QTY	PRICE €
SE45065	8mm	-	25	
SE45066	10mm	-	25	
SE45001	15mm	-	25	
SE45002	22mm	-	25	
SE45003	28mm	-	10	
SE45004	35mm	-	5	
SE45005	42mm	-	5	
SE45006	54mm	-	5	
SE45007	67mm	-	L	
SE45008	76mm	-	L	
SE45009	108mm	-	L	

SE19 Fitting Reducer EF



CODE	SIZE	BOX QTY	PACK QTY	PRICE €
SE19087	10 x 8mm	-	25	
SE19019	15 x 8mm	-	25	
SE19018	15 x 10mm	-	25	
SE19021	22 x 15mm	-	25	
SE19031	28 x 15mm	-	10	
SE19032	28 x 22mm	-	10	
SE19041	35 x 15mm	-	10	
SE19042	35 x 22mm	-	10	
SE19043	35 x 28mm	-	10	
SE19051	42 x 15mm	-	5	
SE19052	42 x 22mm	-	5	
SE19053	42 x 28mm	-	5	
SE19054	42 x 35mm	-	5	
SE19061	54 x 15mm	-	5	
SE19062	54 x 22mm	-	5	
SE19063	54 x 28mm	-	2	
SE19064	54 x 35mm	-	2	
SE19065	54 x 42mm	-	2	
SE19073	67 x 28mm	-	L	
SE19074	67 x 35mm	-	L	
SE19075	67 x 42mm	-	L	
SE19076	67 x 54mm	-	L	
SE19084	76 x 35mm	-	L	
SE19085	76 x 42mm	-	L	
SE19086	76 x 54mm	-	L	
SE19088	76 x 67mm	-	L	
SE19095	108 x 42mm	-	L	
SE19096	108 x 54mm	-	L	
SE19097	108 x 67mm	-	L	
SE19098	108 x 76mm	-	L	
SE19099	159 x 108mm	-	L	

SE51 Stop End EF



CODE	SIZE	BOX QTY	PACK QTY	PRICE €
SE51010	8mm	-	25	
SE51011	10mm	-	25	
SE51001	15mm	-	25	
SE51002	22mm	-	25	
SE51003	28mm	-	25	
SE51004	35mm	-	10	
SE51005	42mm	-	5	
SE51006	54mm	-	2	
SE51007	67mm	-	L	
SE51008	76mm	-	L	
SE51009	108mm	-	L	

SE18 Tee EF



CODE	SIZE	BOX QTY	PACK QTY	PRICE €
SE18011	8mm	-	25	
SE18012	10mm	-	25	
SE18001	15mm	-	25	
SE18002	22mm	-	25	
SE18003	28mm	-	10	
SE18004	35mm	-	5	
SE18005	42mm	-	5	
SE18006	54mm	-	2	
SE18007	67mm	-	L	
SE18008	76mm	-	L	
SE18009	108mm	-	L	
SE18010	159mm	-	L	

SE15 90 Degree Elbow EF



CODE	SIZE	BOX QTY	PACK QTY	PRICE €
SE15011	8mm	-	25	
SE15012	10mm	-	25	
SE15001	15mm	-	25	
SE15002	22mm	-	25	
SE15003	28mm	-	10	
SE15004	35mm	-	5	
SE15005	42mm	-	5	
SE15006	54mm	-	5	
SE15007	67mm	-	L	
SE15008	76mm	-	L	
SE15009	108mm	-	L	
SE15010	159mm	-	L	

SE35 90 Degree Street Elbow EF



CODE	SIZE	BOX QTY	PACK QTY	PRICE €
SE35001	15mm	-	25	
SE35002	22mm	-	25	
SE35003	28mm	-	10	
SE35004	35mm	-	5	
SE35005	42mm	-	5	
SE35006	54mm	-	2	
SE35007	67mm	-	2	
SE35008	76mm	-	2	
SE35009	108mm	-	L	

SE18 Reducing Tee EF



CODE	SIZE	PACK QTY	PRICE €
SE18209	10 x 8 x 10mm	25	
SE18210	15 x 15 x 28mm	25	
SE18211	22 x 15 x 15mm	25	
SE18212	22 x 15 x 22mm	25	
SE18221	22 x 22 x 15mm	25	
SE18223	22 x 22 x 28mm	10	
SE18311	28 x 15 x 15mm	10	
SE18312	28 x 15 x 22mm	10	
SE18313	28 x 15 x 28mm	10	
SE18321	28 x 22 x 15mm	10	
SE18322	28 x 22 x 22mm	10	
SE18334	28 x 28 x 35mm	10	
SE18323	28 x 22 x 28mm	10	
SE18331	28 x 28 x 15mm	10	
SE18332	28 x 28 x 22mm	10	
SE18414	35 x 15 x 35mm	5	
SE18422	35 x 22 x 22mm	5	
SE18424	35 x 22 x 35mm	5	
SE18431	35 x 28 x 15mm	5	
SE18432	35 x 28 x 22mm	5	
SE18433	35 x 28 x 28mm	5	
SE18434	35 x 28 x 35mm	5	
SE18441	35 x 35 x 15mm	5	
SE18442	35 x 35 x 22mm	5	
SE18443	35 x 35 x 28mm	5	
SE18445	35 x 35 x 42mm	5	
SE18535	42 x 28 x 42mm	5	
SE18543	42 x 35 x 28mm	5	
SE18544	42 x 35 x 35mm	5	
SE18545	42 x 35 x 42mm	2	
SE18551	42 x 42 x 15mm	2	
SE18552	42 x 42 x 22mm	2	
SE18553	42 x 42 x 28mm	2	
SE18554	42 x 42 x 35mm	2	
SE18655	54 x 42 x 42mm	2	
SE18656	54 x 42 x 54mm	2	
SE18661	54 x 54 x 15mm	2	
SE18662	54 x 54 x 22mm	2	
SE18663	54 x 54 x 28mm	2	
SE18664	54 x 54 x 35mm	2	
SE18665	54 x 54 x 42mm	2	
SE18773	67 x 67 x 28mm	L	
SE18776	67 x 67 x 54mm	L	
SE18885	76 x 76 x 42mm	L	
SE18996	108 x 108 x 54mm	L	
SE18998	108 x 108 x 76mm	L	



Sanbra®

Prime Plumb



C x C WRAS Approved Lever Ballvalves

CODE	SIZE	PRICE €
771788	½"	
771789	¾"	
771790	1"	
771719	15mm	
771720	22mm	
771730	28mm	



Please specify red or blue when ordering

C x C Standard Lever Ballvalves

CODE	SIZE	PRICE €
771754	1¼"	
771755	1½"	
771756	2"	



F.I x F.I WRAS Approved Lever Ballvalves

CODE	SIZE	PRICE €
771636	¾"	
771635	1"	
771637	1½"	
771638	2"	
771639	3"	
771704W	1¼"	
771705W	1½"	
771706W	2"	



Please specify red or blue when ordering

F.I x F.I Standard Lever Ballvalves

CODE	SIZE	PRICE €
771707	2½"	



M.I x F.I Manifolds



CODE	SIZE	PRICE €
771871	¾" x ½" - 2 Port	
771872	1" x ½" - 2 Port	
771874	¾" x ½" - 3 Port	
771875	1" x ½" - 3 Port	
771877	¾" x ½" - 4 Port	
771878	1" x ½" - 4 Port	

Manifold Brackets Available on Request

M.I x F.I Manifolds WRAS Approved



CODE	SIZE	PRICE €
771871PW	¾" x ½" - 2 Port	
771872PW	1" x ½" - 2 Port	
771874PW	¾" x ½" - 3 Port	
771875PW	1" x ½" - 3 Port	
771877PW	¾" x ½" - 4 Port	
771878PW	1" x ½" - 4 Port	

Manifold Brackets Available on Request

Many lines also available in Metric

Thermostatic Mixing Valve



CODE	SIZE	PRICE €
770970	15mm	
770971	22mm	



Thermostatic Radiator Valves

CODE	SIZE	PRICE €
771095	½" /15mm TRV	
771000	½" Standard Pair	
771096	Pack (1 of each)	



Heated Towel Rail Valves

CODE	SIZE	PRICE €
599370	½" Angled	
599371	½" Straight	



C X C Isolating Valve

CODE	SIZE	PRICE €
700051	½"	
700061	¾"	



C X C Spring Loaded Non-Return Valve



CODE	SIZE	PRICE €
771851	½"	
771852	¾"	
771853	1"	

F.I X F.I Spring Loaded Non-Return Valve



CODE	SIZE	PRICE €
771841	½"	
771842	¾"	
771843	1"	
771844	1¼"	
771845	1½"	
771846	2"	

F.I X F.I Swing Check Valve

CODE	SIZE	PRICE €
771801	½"	
771802	¾"	
771803	1"	
771804	1¼"	
771805	1½"	
771806	2"	



Safety Valve

CODE	SIZE	PRICE €
771861	½" - 3 Bar	
771866	½" - 6 Bar	
771864K	½" with gauge - 3 Bar	



Gate Type Pump Valves

CODE	SIZE	PRICE €
771042	¾" C	
771043	1" C	
771058	22mm C	
771059	28mm C	
771158	¾" F.I	
771159	1" F.I	
771051	Pump Valve Nut & Washer	



Ball Type Pump Valves

CODE	SIZE	PRICE €
771052	¾" C	
771053	1" C	
771056	22mm C	
771057	28mm C	
771156	¾" F.I	
771157	1" F.I	



Sanbra® Remote Fire Valve



CODE	SIZE	PRICE €
TFV6515	65°C - 1.5m	
TFV9015	90°C - 1.5m	
TFV6530	65°C - 3m	
TFV9030	90°C - 3m	
TFV6560	65°C - 6m	
TFV9060	90°C - 6m	
TFV6590	66°C - 9m	
TFV9090	90°C - 9m	
TFV65120	66°C - 12m	

Standard Fire Valve



CODE	SIZE	PRICE €
771060	10mm	

Oil Filter (Metal Bowl Type)

CODE	SIZE	PRICE €
771055	¾"	



Sanbra® Automatic Air Bottle

CODE	SIZE	PRICE €
771141	½" BSP	



Automatic Air Bottle

CODE	SIZE	PRICE €
771040	¾"	
771039	½" Side Outlet	
771041	½" With Check Valve	




Agri Tank Ballvalves



CODE	SIZE	PRICE €
With Brass Backnuts		
750310	½" HP - 3" Tail - 6" Arm	
750311	½" HP - 4" Tail - 6" Arm	
750305	½" HP - 1½" Tail - 6" Arm	
With Plastic Backnuts		
750014	½" HP - 1¾" Tail - 6" Arm	

Domestic Ballvalves



CODE	SIZE	PRICE €
With Brass Backnuts		
750013	½" HP - 1¾" Tail - 8" Arm	
750113	½" LP - 1¾" Tail - 8" Arm	
750023	¾" HP - 1½" Tail - 13" Arm	
750123	¾" LP - 1½" Tail - 13" Arm	
750033	1" HP - 1" Tail - 16" Arm	
750046	1¼" HP - 1¾" Tail - 22" Arm	
750056	1½" HP - 1¾" Tail - 22" Arm	
750066	2" HP - 2" Tail - 29" Arm	
With Plastic Backnuts		
750016	½" HP - 1 ⅛" Tail - 8" Arm	

Poly & Copper Floats



CODE	SIZE	FOR BALLVALVE	PRICE €
755310	3" x 5/16" whit	½"	
755312	4½" x 5/16" whit	½"	
755313	6" x 5/16" whit	¾"	
755316	8" x 7/16" whit	1"	
755317	10" x 9/16" whit	1¼", 1½"	
755320	10" Copper x 9/16" whit	1¼", 1½"	
755318	12" x 5/8" whit	2"	



Agri Fast Flow Valve

CODE	SIZE	PRICE €
750300K	Straight Arm	
750301K	Bent Arm	

Float valves conform to the BS1212 standard

Frost Free Bib Tap Kit



Kit Contains:

- 1x 3/4" M Adaptor for hose connector
- 1x Plastic Key to unscrew the plastic filter
- 3x Plastic Spare Filters
- 2x Spare Flat Rubber Gaskets for hose connector
- 1x User Manual

NEW

CODE	SIZE	PRICE €
771503	½"	

Hose Union Bibcock

CODE	SIZE	PRICE €
771500	½"	
771502	¾"	
771505	½" H.U Nut & Tail	
771507	¾" H.U Nut & Tail	



Lever Bibcock H.U

CODE	SIZE	PRICE €
771833	½" x ½"	
771834	¾" x ¾"	



M.I X C Washing Machine Valve (pair)

CODE	SIZE	PRICE €
700001	½" x ¾" M.I	



C X C Washing Machine Tee H&C (pair)



CODE	SIZE	PRICE €
700010	½" x ½" x ¾" M.I	

Washing Machine Hose



CODE	SIZE	PRICE €
700008	1.5M Red & Blue	
700006	1.5M Blue	
700007	1.5M Red	

Washing Machine Y Piece



CODE	SIZE	PRICE €
771838	"Y" Piece	

C X F.I Straight Tap Connector



CODE	SIZE	PRICE €
700200	½"	

C X F.I Bent Tap Connector



CODE	SIZE	PRICE €
700210	½"	
700211	15mm	



F.I X C Flexible Hose

CODE	SIZE	PRICE €
700100	½" x 300mm	
700104	½" x 500mm	
700105	¾" x 300mm	
700066	¾" x 500mm	




F.I X C Flexible Hose with ISO Valve

CODE	SIZE	PRICE €
700110	½" x 300mm	
700109	½" x 500mm	
700067	¾" x 300mm	
700068	¾" x 500mm	

MI X C Flexible Hose with ISO Valve

CODE	SIZE	PRICE €
700069	¾" x 500mm	



C X C Filling Loop

CODE	SIZE	PRICE €
771077	Straight (Metric)	
771077K	Above with 6 Bar Gauge	
771079	Tee (Metric)	



C X C Filling Loop

WRAS Approved



CODE	SIZE	PRICE €
771074	Straight (Metric)	
771074K	Above with 6 Bar Gauge	
771073	6 Bar Gauge	



Automatic Filling Valve & Gauge

CODE	SIZE	PRICE €
771740	½"	
771076	¼" Gauge Only 0-10 Bar	



Automatic Differential Bypass Valve

CODE	SIZE	PRICE €
771739	¾" Angled	
771734	¾" Straight	
771735	22mm straight	



Pressure Reducing Valve

CODE	SIZE	PRICE €
771071	½" & ¾"	
771076	¼" Gauge Only 0-10 Bar	
771006	½" With Gauge	
771007	¾" With Gauge	



C X C Brass Stopcock

CODE	SIZE	PRICE €
770071	¾"	

Suitable for ½" Heavy Gauge Polyethylene
Not Suitable For Use Underground



C X C Gate Valve

CODE	SIZE	PRICE €
771001	½"	
771002	¾"	
771003	1"	



F.I X F.I Gate Valve

CODE	SIZE	PRICE €
771601	½"	
771602	¾"	
771603	1"	
771604	1¼"	
771605	1½"	
771606	2"	



Inlet Control Valve Group

CODE	SIZE	PRICE €
771868	¾"	



Many lines also available in Metric

Many lines also available in Metric

Pipeline & Oil Line Products



**Locking Ball
Bibcock H.U.**



CODE	SIZE	PACK QTY	PRICE €
771831	1/2"	10	
771832	3/4"	10	

**1/2" Hose Union
Bibcock Dipped**



CODE	DESCRIPTION	BOX QTY	PACK QTY	PRICE
520050	Bibcock Dipped	40	5	
520090	1/2" Nut and Tail	-	-	

**C x C
Isolating Valve**



CODE	SIZE	BOX QTY	PACK QTY	PRICE €
700047	15mm Full Bore	-	L	
700048	15mm Full Bore Brass	-	L	
700050	15mm Brass	-	L	
700053	22mm Brass	-	L	

**C x C Spring Loaded
Non-Return Valves**



CODE	SIZE	BOX QTY	PACK QTY	PRICE €
771940	15mm	-	-	
771941	22mm	-	L	
771942	28mm	-	L	

**Double Check
Valves - DZR**



CODE	SIZE	BOX QTY	PACK QTY	PRICE €
771937	15mm	-	L	

Mesh Filter



CODE	SIZE	QTY	PRICE €
771858	1/2"	20	
771859	3/4"	10	
771860	1"	L	

**C x C
Export Stop Taps**



CODE	SIZE	BOX QTY	PACK QTY	PRICE €
771011	1/2"	60	50	
771012	3/4"	30	25	
771013	1"	25	25	
771021	15mm	-	50	
771022	22mm	-	25	
771014	20 x 15mm	-	-	
771015	25 x 15mm	-	-	
771016	25 x 22mm	-	-	
771008	25 x 25mm	-	-	
771018	20 x 20mm	-	-	

Manifolds with Isolating Valves




CODE	SIZE	NO. OF PORTS	PACK QTY	PRICE €
771892	¾" x ½"	2	30	
771893	1" x ½"	2	50	
771894	¾" x ½"	3	25	
771895	¾" x ½"	4	20	
771910	¾" Manifold Bracket			
771911	1" Manifold Bracket			

MI x FI Manifolds



CODE	SIZE	NO. PORTS	QTY	PRICE €
771914	¾" x 15mm	2	50	
771915	¾" x 15mm	3	50	
771916	¾" x 15mm	4	50	



F x F Flexible Hose

CODE	SIZE	PACK QTY	PRICE €
771479	½" x ½" x 300mm	-	
771480	¾" x ¾" x 300mm	-	

Flexible Tap Tails for Mono Sink Mixer (Pair)



CODE	SIZE	PACK QTY	PRICE €
700070	10mm x 400mm	150	
700071	12mm x 400mm	150	
580996	Copper Tails	-	

Garden Tap Kit



Kit includes;
½" Hose Union Bibtap Wall plate, 15mm x 350mm
Copper Tube, PTFE Tape 12mm x 12m x 0.075mm.
15mm x ¾" Angled Self-Cutting Washing Machine Valve,
15mm x ¾" x 500mm Braided Flexible Tap Connector.

CODE	PACK QTY	PRICE €
771854K	L	

Wall Plate & Copper Tube



CODE	SIZE	PACK QTY	PRICE €
771855	½" X 14"	L	
771848	½" X 24"	L	
771850	15mm x 14"	L	
771849	15mm x 24"	L	

Brass 'Y' Strainer



CODE	SIZE	PRICE €
771952	15mm C x C	
771950	22mm C x C	
771945	1" F x F	

Self Cutting Washing Machine Valve



CODE	SIZE	PRICE €
700024	15mm x ¾"	

Oil Line Adaptors



CODE	DESCRIPTION	PRICE €
771889	⅜" x ⅜"	
771890	¼" x ⅜"	
771891	¼" x ¼"	

Oil Sight Gauges



CODE	DESCRIPTION	PRICE €
771886	½" outlet x 4' Lever Action	
771887	½" outlet x 6' Lever Action	
771880	4' Push Button	
771881	6' Push Button	

Oil De-Aerator / Tiger Loop

The Tiger Loop preheats the oil by absorbing heat from the boiler room and friction heat from the oil pump.



CODE	SIZE	PACK QTY	PRICE €
771465	¼" BSP	10	

Oil Fittings

*Subject to Instantor discount



CODE	DESCRIPTION	PRICE €
410388	10mm/ ⅜" Straight Coupler for oil	
415388	10mm/ ⅜" Elbow for oil	

Flexible Oil Lines



CODE	DESCRIPTION	PRICE €
771466	300mm ¼"F x ¼"F Swivel, 6mm ID	
771471	600mm x ¼" MI x 1/4" FI x 5mm ID	
771472	600mm x ¼" MI x ⅜" FI x 6mm ID	
771473	900mm x ¼" (M Elbow) x ⅜" (F)	
771474	760mm x ¼" FI x ¼" MI	
771478	900mm x ⅜"FI x ¼" MI	

Plastic Coated Copper Coil




CODE	SIZE	PACK QTY	PRICE €
771475	10mm x 25m	30	
771476	½" x 25m	30	
771477	¾" x 25m	20	

Float Valves & Accessories




Ballvalve - Bent Arm



CODE	DESCRIPTION	PRICE €
750015	½" HP BS1212 - Bent Arm	

Agri Ballvalve with Rectangular Float and Adjustable Arm



750350 Float Size
L 4¼" - H 1¾" - W 2¼"

CODE	DESCRIPTION	BOX QTY	PRICE €
750350	½" HP - 1" Tail	50	

Replacement Levers



CODE	SIZE	DESCRIPTION	PRICE €
759005	4"	Lever for ½" Ballvalve	
759001	6"	Lever for ½" Ballvalve	
758999	8"	Lever for ½" Ballvalve	
759000	10"	Lever for ½" Ballvalve	

Spare Parts

CODE	DESCRIPTION	QTY	PRICE €
758993	½" FV Spares Kit	L	
758994	Tail for 750013 (13.5mm)	L	
758995	L/P Plastic Seat for 750113	L	
758996	½" Plastic Seat for 750013	L	
758997	¾" Plastic Seat for 750023	L	
758998	1" Plastic Seat for 750033	L	

Poly & Copper Float Range



CODE	SIZE	DESCRIPTION	FOR BALLVALVE	PRICE €
755311	4½" Blue	x 5/16" Whit	½"	
755313	6" Blue	x 5/16" Whit	¾"	
755414	6" Virgin Poly Blue	x 5/16" Whit	¾"	

Warix Flange



CODE	DESCRIPTION	QTY	PRICE €
759002	¾" BSP MI	L	
759004	1" BSP FI	L	

HANSEN
Best Installed Value



To view the full Hansen Range of Fittings & Valves please request a Hansen Brochure or view online at www.instantor.ie

Sanbra Solvent Fittings & Pipe



Straight Coupler



CODE	SIZE	PACK QTY	BOX QTY	PRICE €
SS1001	1 ¼"	10	250	
SS1002	1 ½"	10	160	
SS1003	2"	10	90	

Straight Reducer



CODE	SIZE	PACK QTY	BOX QTY	PRICE €
SS1004	1 ½" x 1 ¼"	10	380	
SS1008	2" x 1 ½"	10	140	
SS1010	2" x 1 ¼"	10	-	

90° Tee



CODE	SIZE	BOX QTY	PACK QTY	PRICE €
SS18007	1 ¼"	10	70	
SS18008	1 ½"	10	60	
SS18009	2"	10	20	

45° Branch Tee



CODE	SIZE	PACK QTY	BOX QTY	PRICE €
SS18001	1 ¼"	10	60	
SS18002	1 ½"	10	50	
SS18003	2"	10	20	

90° Swept Elbow



CODE	SIZE	PACK QTY	BOX QTY	PRICE €
SS15001	1 ¼"	10	150	
SS15002	1 ½"	10	90	
SS15003	2"	10	50	

45° Bend



CODE	SIZE	PACK QTY	BOX QTY	PRICE €
SS15004	1 ¼"	10	200	
SS15005	1 ½"	10	120	
SS15006	2"	10	60	

90° Knuckle Bend



CODE	SIZE	PACK QTY	BOX QTY	PRICE €
SS15007	1 ¼"	10	300	
SS15008	1 ½"	10	200	

Access Cap



CODE	SIZE	BOX QTY	PACK QTY	PRICE €
SS19001	1 ¼"	10	190	
SS19002	1 ½"	10	150	
SS19003	2"	10	110	

Pipe Clips



CODE	SIZE	PACK QTY	BOX QTY	PRICE €
SS19004	1 ¼"	-	100	
SS19005	1 ½"	-	100	
SS19006	2"	-	50	

Waste Pipe 4m Length

3mm Wall Thickness to comply with EN1329



CODE	SIZE	ORDER QUANTITIES	PRICE PER LENGTH €
SS00004	1 ¼"	40	
SS00005	1 ½"	40	
SS00006	2"	20	

Waste Pipe 4m Length



CODE	SIZE	ORDER QUANTITIES	PRICE PER LENGTH €
SS00001	1 ¼"	40	
SS00002	1 ½"	40	
SS00003	2"	20	

Pallet & Mixed Pallet Quantity - 300 Lengths

Waste Traps & Pan Connectors



Multi Purpose Waste Traps & Fittings

Self Sealing Traps



CODE	OUTLET	SEAL	BOX QTY	PRICE €
SS2025	1 ¼"	-	10	
SS2026	1 ½"	-	10	

Flexible Fittings - Compression x Plain Spigot



CODE	OUTLET	SEAL	BOX QTY	PRICE €
SS2126	1 ¼"	-		
SS2127	1 ½"	-		

Bottle Traps



CODE	OUTLET	SEAL	BOX QTY	PRICE €
SS2065	1 ¼"	75mm	50	
SS2066	1 ½"	75mm	50	

Telescopic Bottle Traps



CODE	OUTLET	SEAL	BOX QTY	PRICE €
SS2067	1 ¼"	75mm	50	
SS2068	1 ½"	75mm	50	

Tubular Swivel P-Traps



CODE	OUTLET	SEAL	BOX QTY	PRICE €
SS2030	1 ¼"	75mm	100	
SS2031	1 ½"	75mm	90	

Telescopic P-Traps



CODE	OUTLET	SEAL	BOX QTY	PRICE €
SS2033	1 ¼"	75mm	50	
SS2034	1 ½"	75mm	50	

Multi-Purpose Waste Traps

Shallow Bath Traps



CODE	OUTLET	SEAL	BOX QTY	PRICE €
SS2010	1 ½"	19mm	100	

Washing Machine Trap Including Standpipe



CODE	OUTLET	SEAL	BOX QTY	PRICE €
SS2050	1 ½"	75mm	25	

Shower Trap



CODE	OUTLET	SEAL	BOX QTY	PRICE €
SS2020	1 ½"	50mm	45	

Basket Strainer Wastes



CODE	OUTLET	BOX QTY	PRICE €
SS2301	1 ½" with Square Overflow	50	
SS2302	1 ½" No Overflow	50	

Pedestal Trap with Cleaning Eye



CODE	OUTLET	SEAL	BOX QTY	PRICE €
SS2000	1 ¼"	75mm	50	



Double Appliance Trap

CODE	OUTLET	SEAL	BOX QTY	PRICE €
SS2055	1 ½" 2 Spiggot	75mm	50	
SS2054	1 ½" 1 Spiggot	75mm	50	

S-Traps



CODE	OUTLET	SEAL	BOX QTY	PRICE €
SS2039	1 ¼"	75mm	100	
SS2041	1 ½"	75mm	90	

Syphons, Flush & Float Valves



The skylo range of float valves is the most complete offering of float valves on the market today.

The universal valve is the only valve in the world that allows plumbers to choose the inlet position. All are WRAS approved and work on low and high pressure systems.

Bottom Entry Fill Valve



CODE	BOX QTY	PRICE €
SS2125	60	
SS2112 (Brass Thread)	50	

Dual Entry 4 in 1 Fill Valve



CODE	BOX QTY	PRICE €
SS2100	40	
SS2101 (Brass Thread)	40	

Side Entry Ball Valve



CODE	BOX QTY	PRICE €
SS2111	125	

Dual Flush Height Adjustable Syphon



CODE	HEIGHT	BOX QTY	PRICE €
SS2090	7 ½" - 9 ½"	19	

Bottom Entry Ball Valve (Straight)



CODE	BOX QTY	PRICE €
SS2110	125	

3 Part Dual Height Adjustable Syphon



CODE	HEIGHT	BOX QTY	PRICE €
SS2091	7 ½" - 9 ½"	19	

Button & Handle Dual Flush Valve

The Skylo dual flush valve gives the end user endless possibilities. It has been designed with ease of installation in mind, taking into account all different variations of cisterns. Complete with a unique universal button, taking into consideration all different cistern lid hole diameters. Product is also WRAS approved.



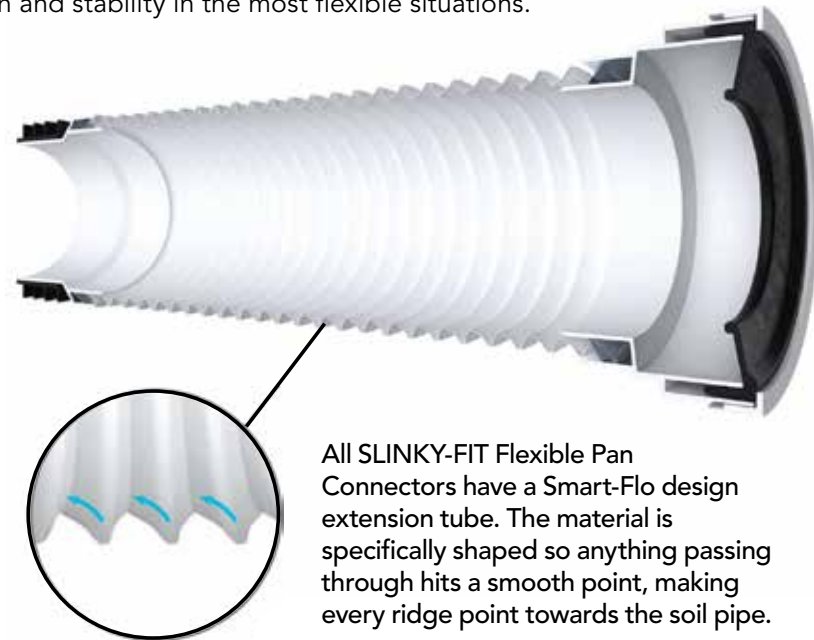
CODE	LENGTH	BOX QTY	PRICE €
SS2095	300mm	20	

Flexible Connectors

SLINKY-FIT Flexible WC Pan Connectors

SLINKY-FIT are one of the most flexible pan connectors on the market and are wire reinforced giving them strength and stability in the most flexible situations.

All with 90-114mm inlet
All with 90-110mm outlet



Flexi Pan Connector

CODE	SIZE	BOX QTY	PRICE €
SS2082	200 - 350mm	15	
SS2080	240 - 500mm	15	
SS2083	300 - 700mm	15	



90° Flexible Pan Connector

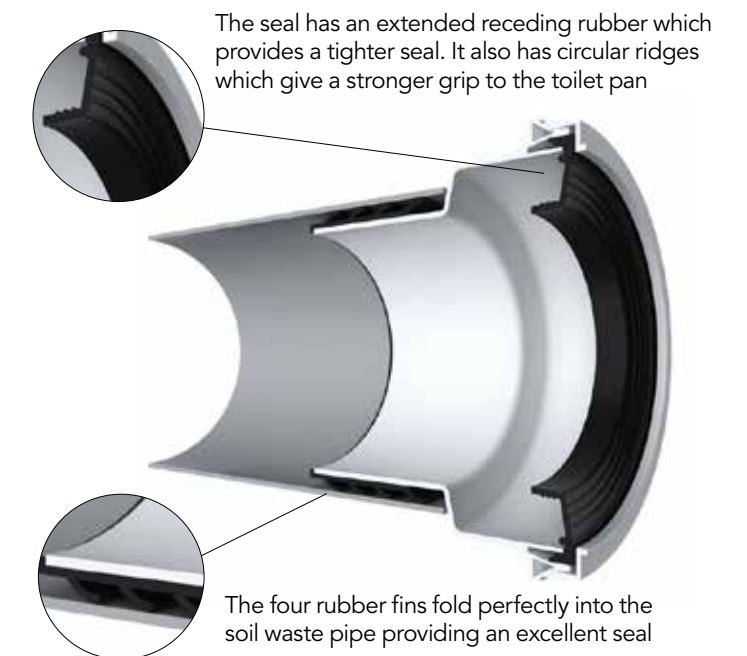
CODE	SIZE	BOX QTY	PRICE €
SS2084	300 - 600mm	16	

Easy-Fit Rigid WC Pan Connectors

Our rigid pan connectors are made from a high quality polypropylene plastic with an excellent rubber sealing washer.

The internal rubber gasket also has a unique reseeding feature meaning the seal with the pan spigot is extremely water tight.

All with 90-114mm inlet
All with 90-110mm outlet



Straight Pan Connector



CODE	SEAL	BOX QTY	PRICE €
SS2070	3"	45	

Offset Straight Pan Connector



CODE	DESCRIPTION	BOX QTY	PRICE €
SS2071	20mm Offset	45	

14° Angle Pan Connector



CODE	DESCRIPTION	BOX QTY	PRICE €
SS2073	14° Angle	45	

Swan Neck Pan Connector



CODE	SEAL	BOX QTY	PRICE €
SS2085	3"	16	

90° Pan Connector (Long)



CODE	BOX QTY	PRICE €
SS2077	16	

Extended Pan Connector



CODE	BOX QTY	PRICE €
SS2072	30	

90° Pan Connector



CODE	BOX QTY	PRICE €
SS2075	25	

90° Pan Connector 1 1/4" Adaptor



CODE	BOX QTY	PRICE €
SS2076	25	

VIVA Spares
& Accessories

CODE	VIVA REF	DESCRIPTION	PRICE
SS2400	UNI/SD	Skylo Unifill Diaphragm Washer	
SS2401	PP00/D	Skylo Bottom Entry Diaphragm Washer	
SS2430	PP0028/A	Straight Toilet Pan Fixing Kit Chrome	
SS2431	PP028/AW	Straight Toilet Pan Fixing Kit White	
SS2115	SKY100	Skylo Spare Washer Pack	
SS2303	PP0030	1 ½" Close Couple Kit	
SS2116	SKYCP01	Skylo Dual Entry Cistern Component Pack	
SS2117	PP0008E	Skylo Toilet Handle Kit	
SS2118	PP0008/LA	Skylo Cistern Lever Arm	
SS2119	SKY096	Skylo Cistern Accessory Pack	
SS2120	PP0021	Viva Skylo Bolt Through Kit	
SS2121	PP0025	Viva Wall Mounted Basin Fixing Kit M8	
SS2122	PP0025/A	Viva Wall Mounted Basin Fixing Kit M10	
SS2432	PP0028	Viva Angled Floor Toilet Pan Fixing Kit M8	
SS2102	UNI/SB	Uni Button (For Skylo Flush Valves)	
SS2092	AS01/CL	C Link Connector Pack	
SS2123	SKY005	Viva Skylo Dual Flush Valve	
SS2124	SKY015	Viva Skylo Dual Flush Valve Long Cable Type	



Sanbra®
Expansion Vessels



Vessels - Heating

- Galvanised Carbon Steel Flange
- WRAS Approved Material EPDM Bladder



CODE	SIZE	MOUNTING	PRICE €
710515	2L - Vertical	-	
710420	8L - Vertical	Bracket*	
710421	12L - Vertical	Bracket*	
710422	19L - Vertical	Bracket*	
710423	24L - Vertical	Bracket*	
710424	36L - Vertical	Bracket*	
710425	50L - Vertical	Fixed	
710445	80L - Vertical	Fixed	
710450	100L with gauge - Vertical	Fixed	
710526	Mounting Bracket	-	

Vessels - Potable

- Stainless Steel 304 Flange
- WRAS Approved Material EPDM Bladder



CODE	SIZE	MOUNTING	PRICE €
710515	2L - Vertical	-	
710427	8L - Vertical	Bracket*	
710428	12L - Vertical	Bracket*	
710429	19L - Vertical	Bracket*	
710455	24L - Vertical	Bracket*	
710456	36L - Vertical	Bracket*	
710448	80L - Vertical	Fixed	
710449	100L with gauge - Vertical	Fixed	
710452	200L - Vertical	Fixed	
710453	300L - Vertical	Fixed	
710454	500L - Vertical	Fixed	
710408	24L - Horizontal	Fixed	
710409	50L - Horizontal	Fixed	
710410	80L - Horizontal	Fixed	
710411	100L - Horizontal	Fixed	

***Mounting Bracket is included with Heating & Potable Water Vessels from 8L to 36L.**
Vessels must be supported using the bracket provided (up to 36L) or suitable support structure, failure to do so will affect the products warranty.



Expansion Vessels and Sealed System Kit

- Kit Includes;
- Cross Manifold
 - Filling Loop
 - ½" Safety Valve (3 bar)
 - Pressure Gauge (¼" 0-10 Bar)
 - Mounting Bracket

CODE	SIZE	PRICE €
771737K	Sealed System Kit Only	
771738	Cross Manifold Fitting Only	
710420K	Kit Plus 8L Vessel	
710421K	Kit Plus 12L Vessel	
710422K	Kit Plus 19L Vessel	
710423K	Kit Plus 24L Vessel	
710424K	Kit Plus 36L Vessel	
710425K	Kit Plus 50L Vessel	
710450K	Kit Plus 100L Vessel	

Radial Expansion Vessels

CODE	SIZE	PRE-CHARGE	MAX PRESSURE	PRICE €
710551	8L	1 Bar	3 Bar	
710557	10L	1 Bar	3 Bar	
710552	12L	1 Bar	3 Bar	
710558	14L	1 Bar	3 Bar	
710553	18L	1 Bar	3 Bar	



Rectangular Expansion Vessels

CODE	SIZE	PRE-CHARGE	MAX PRESSURE	PRICE €
710554	8L	1 Bar	3 Bar	
710561	10L	1 Bar	3 Bar	
710562	12L	1 Bar	3 Bar	

Solar Expansion Vessels

CODE	SIZE	PRE-CHARGE	MAX PRESSURE	PRICE €
774420	8L	2.5 Bar	10 Bar	
774421	12L	2.5 Bar	10 Bar	
774422	19L	2.5 Bar	10 Bar	
774423	24L	2.5 Bar	10 Bar	
774424	35L	2.5 Bar	10 Bar	

- Solar Expansion Vessels features include;
- Membrane suitable for temperatures up to 130°C
 - Stainless steel flange cover



TUCSON[®]

Fluid Dynamics



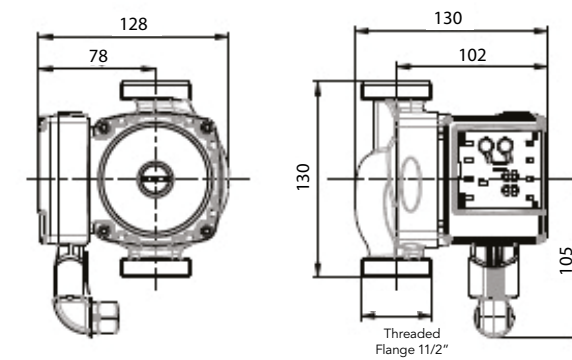
Tucson

Cast Iron Volute Circulation Pumps



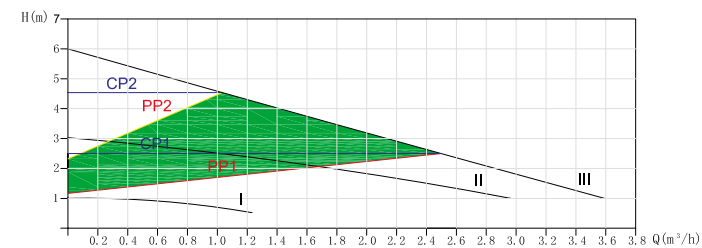
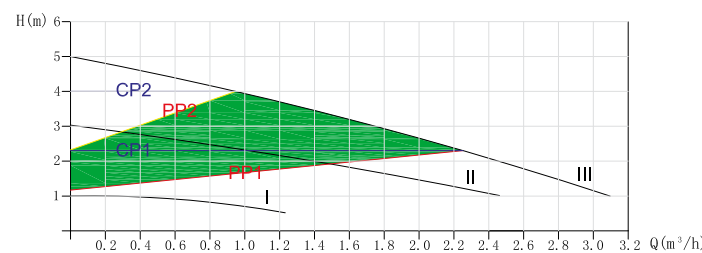
CODE	PRODUCT	PALLET QTY	PRICE €
771903	5 Metre Head	256	
771904	6 Metre Head	256	

5 Metre & 6 Metre Pump Dimensions



Dimensions in mm

5 Metre & 6 Metre Pump Performance Data



General notes - ErP (ecological design) directive
The benchmark for the most efficient circulators is $EEL \leq 0.20$ Part 2

Tucson

Stainless Steel Volute Circulation Pumps



130mm



Features

- Volute dimension available in 130mm & 180mm
- User-friendly control panel
- Suitable for domestic and light commercial applications
- Robust construction
- Made from corrosion resistant 304 Grade Stainless Steel
- Compact size
- Easy installation
- 3 years manufacturers warranty

Technical Data

- EEL (Energy Efficiency Index) ≤ 0.23 Part 2
- Voltage: Single Phase, 230 volts $\pm 10\%$
- Frequency: 50 Hz
- Speed: 1 to 3 + Auto
- Insulation Class: F
- Operating Environment Temperature: 5°C to 40°C
- Minimum and Maximum Fluid Temperatures: 5°C to 95°C
- Max Working Pressure: 10 Bar
- Min Working Pressure: 0.05 Bar @ 50°C
- Ingress Protection Rating: IP44
- Flange Threaded Connection Dimension: $1 \frac{1}{2}$ " BSP/G $1 \frac{1}{2}$ "
- Volute / Manifold Material: 304 grade Stainless Steel
- Volute Coating Material: Electrophoresis.
- Pump Weight:: 2.35kg

Accessories Included

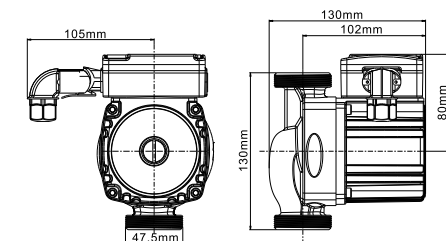
- Terminal Plug and Rubber Gaskets



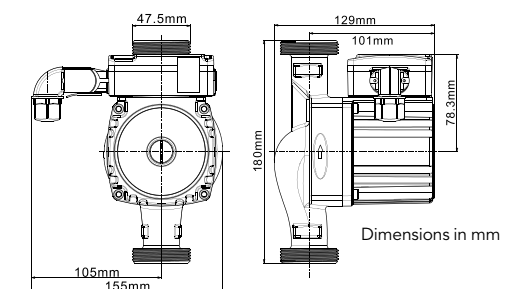
180mm

CODE	PRODUCT	PALLET QTY	PRICE €
771912	6 Metre Head 130mm	144	
771913	6 Metre Head 180mm	144	

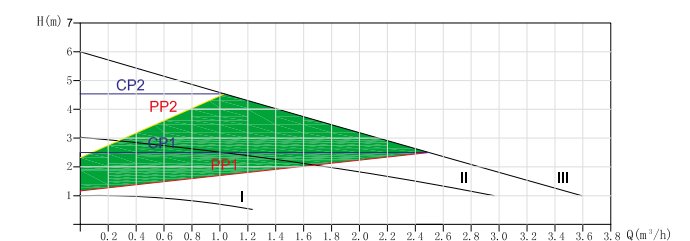
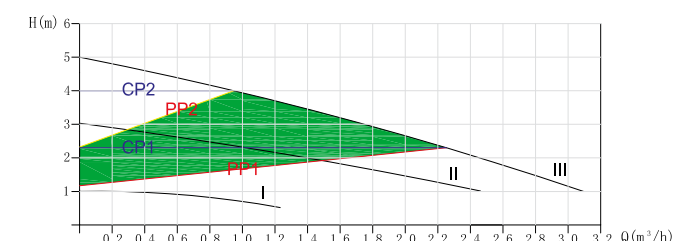
6 Metre 130mm Pump Dimensions



6 Metre 180mm Pump Dimensions



6 Metre Stainless Steel Pump Performance Data



General notes - ErP (ecological design) directive
The benchmark for the most efficient circulators is $EEL \leq 0.20$ Part 2



8M Circulation Pump

Tucson Cast Iron Volute Circulation Pumps

ErP
COMPLIANT

Features

- User-friendly control panel
- Suitable for domestic & light commercial applications
- Robust construction
- Compact size
- Easy installation
- 3 years manufacturers warranty

Technical Data

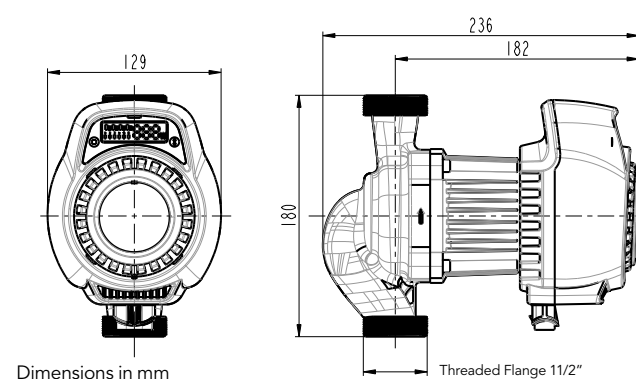
- EEI (Energy Efficiency Index) ≤ 0.23 Part 2
- Voltage: Single Phase, 230 volts $\pm 10\%$
- Frequency: 50 Hz
- Pump Control Settings: Constant Pressure 1-5, Proportional Pressure 1-5, Eco / Auto Setting
- Speed: 1 to 6 + Auto
- Insulation Class: F
- Operating Environment Temperature: 5°C to 40°C
- Minimum and Maximum Fluid Temperatures: 5°C to 95°C
- Max Working Pressure: 10 Bar
- Min Working Pressure: 0.05 Bar @ 50°C
- Ingress Protection Rating: IP44
- Flange Threaded Connection Dimension: $1\frac{1}{2}"$ BSP/G $1\frac{1}{2}"$
- Volute / Manifold Material: Cast Iron
- Volute Coating Material: Electrophoresis
- Pump Weight: 3.6kg

Accessories Included

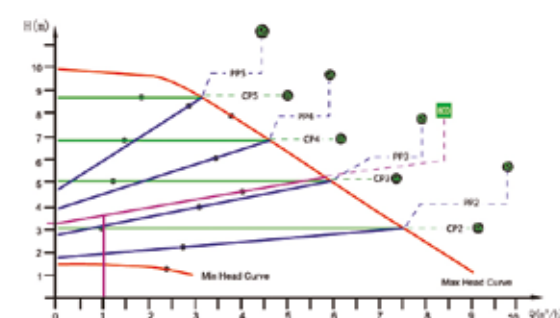
- Terminal Plug and Rubber Gaskets

CODE	PRODUCT	PALLET QTY	PRICE €
771902	8 Metre Head	144	

8 Metre Pump Dimensions



8 Metre Pump Performance Data



General notes - ErP (ecological design) directive
The benchmark for the most efficient circulators is $\text{EEI} \leq 0.20$ Part 2

Tucson Bronze Volute Circulation Pump

ErP
COMPLIANT

Features

- Suitable for Secondary-Return applications
- Robust construction
- Compact design dimensions
- Reduced weight design
- Easy installation
- 3 years manufacturers warranty
- Plug & play cabling
- TF value of 110°C

Technical Data

- EEI (Energy Efficiency Index) ≤ 0.23 Part 2
- Voltage: Single Phase, 230 volts
- Frequency: 50 Hz
- Insulation: Class F
- Pump control settings: Constant Speed 1-6, Constant Pressure 1-6, Proportional Pressure 1-6, Eco / Auto Setting
- Operating Environment Temperature: 0°C to 40°C
- Minimum and Maximum Fluid Temperatures: 2°C to 110°C
- Max Working Pressure: 10 Bar
- Min Working Pressure: 0.05 Bar @ 75°C
- Ingress Protection Rating: IP44
- Motor Housing material YL102
- Flange Threaded Connection Dimension: $1\frac{1}{2}"$ BSP/G $1\frac{1}{2}"$
- Volute / Manifold Material: Bronze
- Pump Weight: 1.79kg

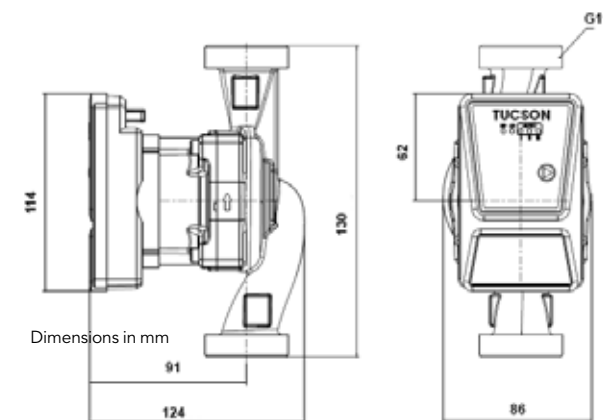
Accessories Included

- AC power cable (stripped end) x1
- Rubber Gaskets

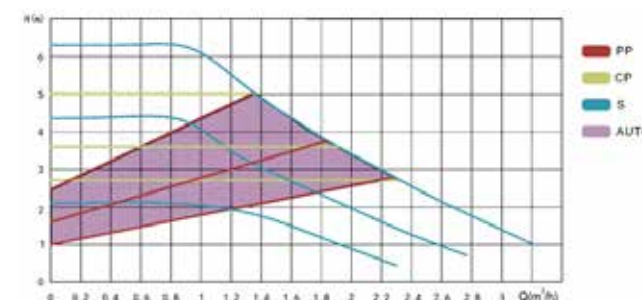


CODE	PRODUCT	PALLET QTY	PRICE €
771917	6 Metre Head	256	

6 Metre Bronze Body Pump Dimensions



6 Metre Pump Performance Data



General notes - ErP (ecological design) directive
The benchmark for the most efficient circulators is $\text{EEI} \leq 0.20$ Part 2

Tucson

GBPHR Universal Pump Head Replacement with PWM Control

ErP
COMPLIANT

Features

- High performance modulating pump
- Optional pulse width modulation (PWM)
- Simple & easy retro-fit in most applications
- Easy set up to maximise boiler efficiency
- 1 year manufacturers warranty
- ErP Compliant

Technical Data

- EEI (Energy Efficiency Index) ≤ 0.23 Part 3
- Pump Head Pressure Range from 4-8M
- Pump Control Settings: Constant Speed 1-6, Constant Pressure 1-6, Proportional Pressure 1-6, & Eco / Auto Setting
- Flow Rate Range up to 31.6L/min
- Pumped Liquid Temperature Range: $+2^{\circ}\text{C} - 110^{\circ}\text{C}$
- Operating Environment Temperature: $0^{\circ}\text{C} - 40^{\circ}\text{C}$
- Relative Ambient Humidity: 95%
- Voltage / Frequency: 230V, 50/60Hz
- Maximum System Pressure: 10 bar
- Ingress Protection Rating: IP44
- Decibel Rating: 43 dB
- Insulation Class: F
- Pump Weight: 1.1Kg

Product Includes:

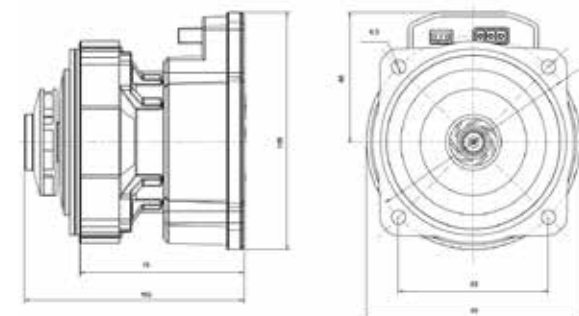
- Tucson GBPHR/8/ Pump x1
- Replacement Flange O Rings x2
- Volute assembly Studs x4
- AC power cable (stripped end) x1
- IP Rated terminal block x1
- Quick-fit AC power cable adaptor x1
- PWM cable connectors (Wilo™ & Grundfos® compatible)

CODE	PRODUCT	PALLET QTY	PRICE €
771928	GBPHR/8/CW	512	
771929	GBPHR/8/CCW	512	
771948	PWM Adaptor Wilo™ Compatible		
771949	PWM Adaptor Grundfos® Compatible		

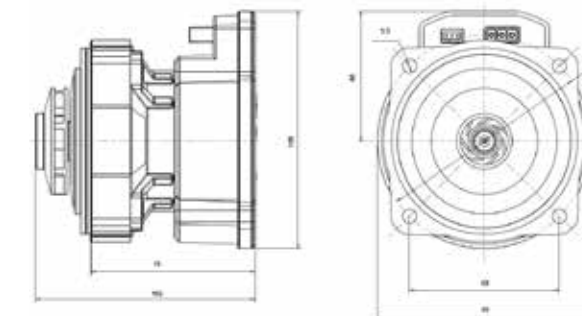
GBPHR Kit Accessories:



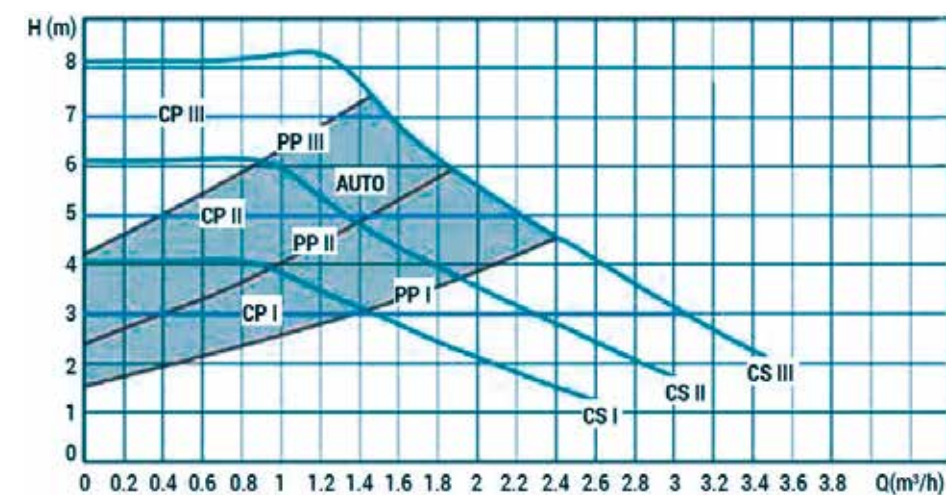
GBPHR/8/CW Pump Dimensions



GBPHR/8/CCW Pump Dimensions



GBPHR Performance Data



General notes - ErP (ecological design) directive

The benchmark for the most efficient circulators is $\text{EEI} \leq 0.20$ Part 2

Tucson

OB Circulation Pumps with PWM Control



OBCP Kit Accessories:



Features

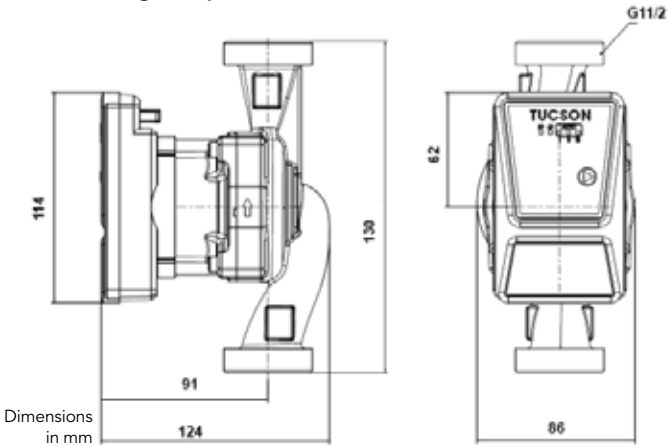
- Available in both 6 & 8 Metre Head
- Domestic & light commercial applications
- Robust construction
- Compact design dimensions
- Reduced weight design
- Easy installation
- 3 years manufacturers warranty
- Plug & play cabling
- Pulse Width Modulation (PWM) terminal
- Boiler retro-fit friendly
- TF value of 110°C

Technical Data

- EEI (Energy Efficiency Index) ≤ 0.23 Part 2
- Voltage: Single Phase, 230 volts
- Frequency: 50 Hz
- Insulation Class: F
- Operating Environment Temperature: 0°C to 40°C
- Minimum and Maximum Fluid Temperatures: 2°C to 110°C
- Pump Control Settings: Constant Speed 1-6, Constant Pressure 1-6, Proportional Pressure 1-6, & Eco / Auto Setting
- Max Working Pressure: 10 Bar
- Min Working Pressure: 0.05 Bar @ 75°C
- Ingress Protection Rating: IP44
- Motor Housing Material: YL102
- Flange Threaded Connection
- Dimension: 1 1/2" BSP/G 1 1/2"
- Volute / Manifold Material: Cast Iron
- Volute Coating Material: Electrophoresis
- Pump Weight: 1.6kg

CODE	PRODUCT	PALLET QTY	PRICE €
771946	6 Metre Head	256	
771947	8 Metre Head	256	
771948	PWM Adaptor Wilomat Compatible		
771949	PWM Adaptor Grundfos Compatible		

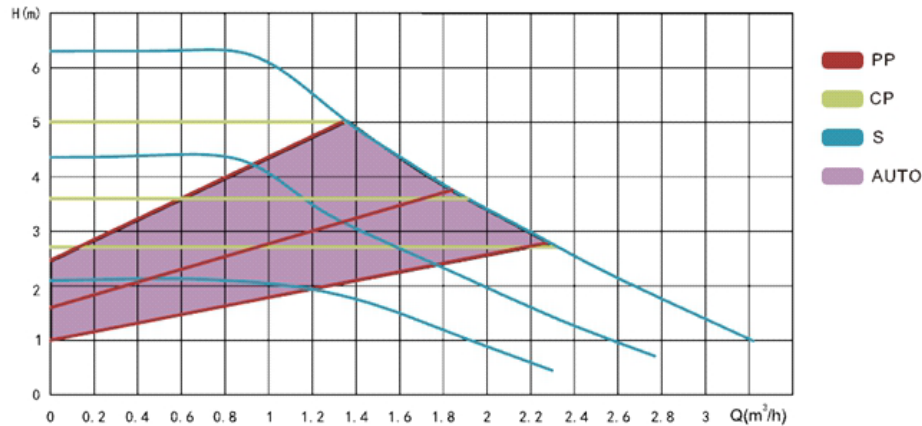
Tucson 6 & 8 Metre Head OB Circulating Pump with PWM Control



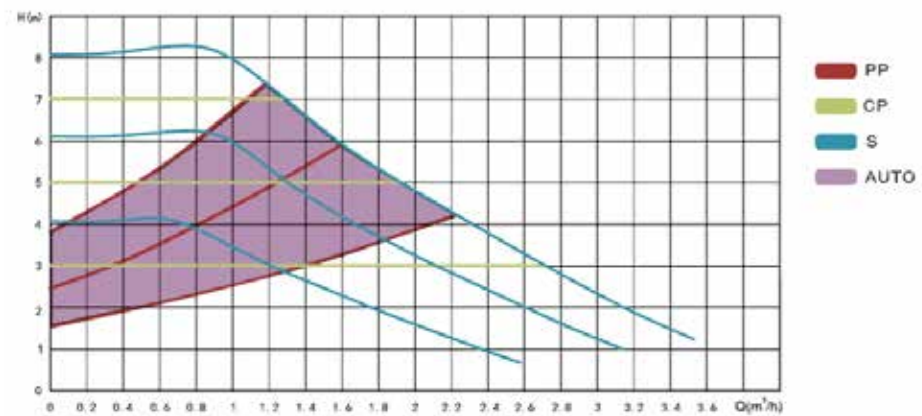
Accessories Included

- AC power cable (stripped end) x1
- AC power cable adaptor (Grundfos Compatible Connection) x1
- AC power cable adaptor (Wilomat Compatible Connection) x1
- Rubber Gaskets

6 Metre Head OB Circulating Pump Performance Data



8 Metre Head OB Circulating Pump Performance Data



General notes - ErP (ecological design) directive
The benchmark for the most efficient circulators is
EEI ≤ 0.20 Part 2

VolMax

Flanged Commercial Circulation Pumps

ErP
COMPLIANT



Features

- User-friendly control panel
- Suitable for commercial applications
- Robust construction
- Permanent magnet motor
- Control memory auto function
- Constant voltage auto function
- Rotor-lock protection feature
- Overheating protection feature
- Open circuit protection feature
- 3 years manufacturers warranty

Technical Data

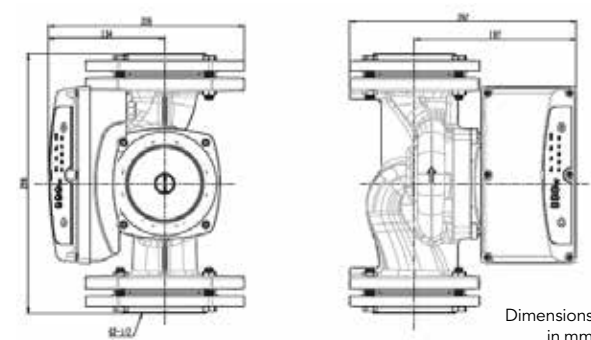
- EEI (Energy Efficiency Index) ≤ 0.23 Part 2
- Voltage: Single Phase, 220-240 volts
- Wattage: 500W (10m pumps) & 600W (12m pumps)
- Frequency: 50 Hz
- 10M & 12M Speed: 1 to 3 + Auto
- Pump Control Settings: Constant Speed 1-6, Constant Pressure 1-5, Proportional Pressure 1-5, Eco / Auto Setting
- Insulation Class: F
- Operating Environment Temperature: 5°C to 40°C
- Minimum and Maximum Fluid Temperatures: 5°C to 95°C
- Max Working Pressure: 10 bar
- Ingress Protection Rating: IP44
- DN40 Flange G1½" Threaded Connection
- DN50 Flange G2" Threaded Connection
- Volute / Manifold Material: Cast Iron
- Volute Coating Material: Electrophoresis
- Flange Bolts manufactured using 304 grade stainless steel material
- Pump Weight 9.52kg

CODE	PRODUCT	PALLET QTY	PRICE €
772101	10 Metre Head DN40 1½" Flange Port to port L 250mm	30	
772102	10 Metre Head DN50 2" Flange Port to port L 250mm	30	
772104	12 Metre Head DN40 1½" Flange Port to port L 250mm	30	
772105	12 Metre Head DN50 2" Flange	30	
772108	VolMax DN50 Flange	–	

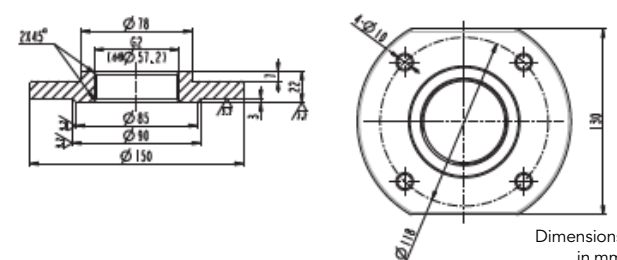
Accessories Included

- Cast iron connection flanges x2
- 304 stainless steel flange bolts x8
- Rubber flange gaskets x2

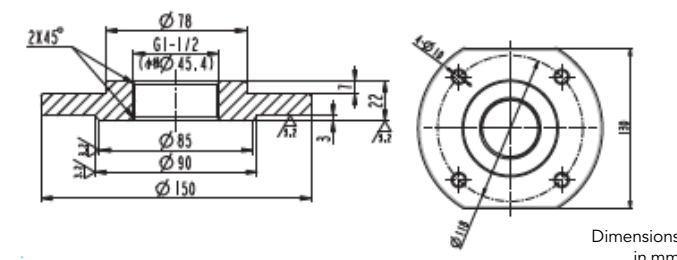
10 & 12 Metre Head Pump Dimensions




DN40 Flange Dimensions



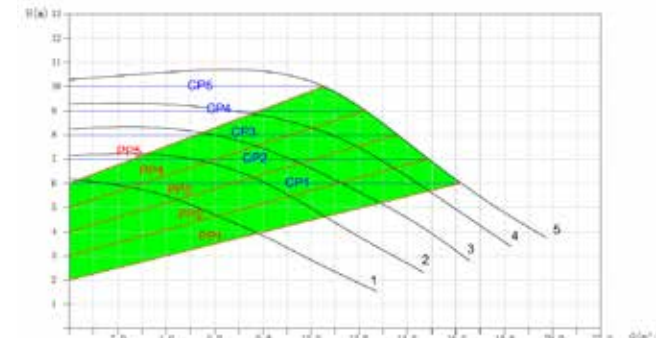
DN50 Flange Dimensions



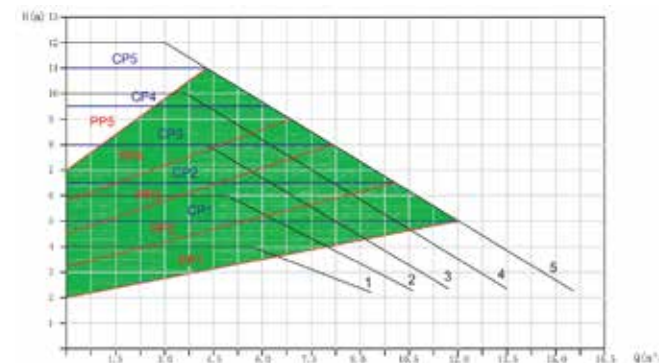
10M DN40 Performance Data



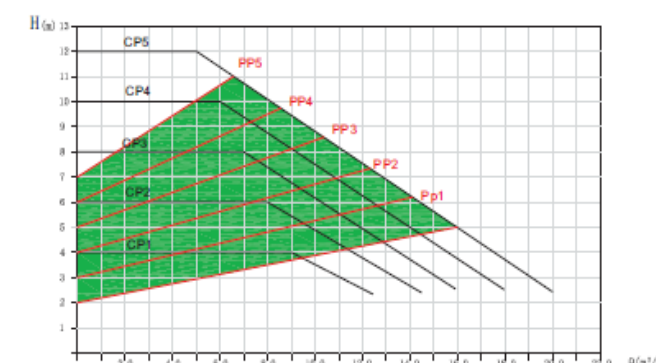
10M DN50 Performance Data



12M DN40 Performance Data



12M DN50 Performance Data



General notes - ErP (ecological design) directive

The benchmark for the most efficient circulators is $EEI \leq 0.20$ Part 2

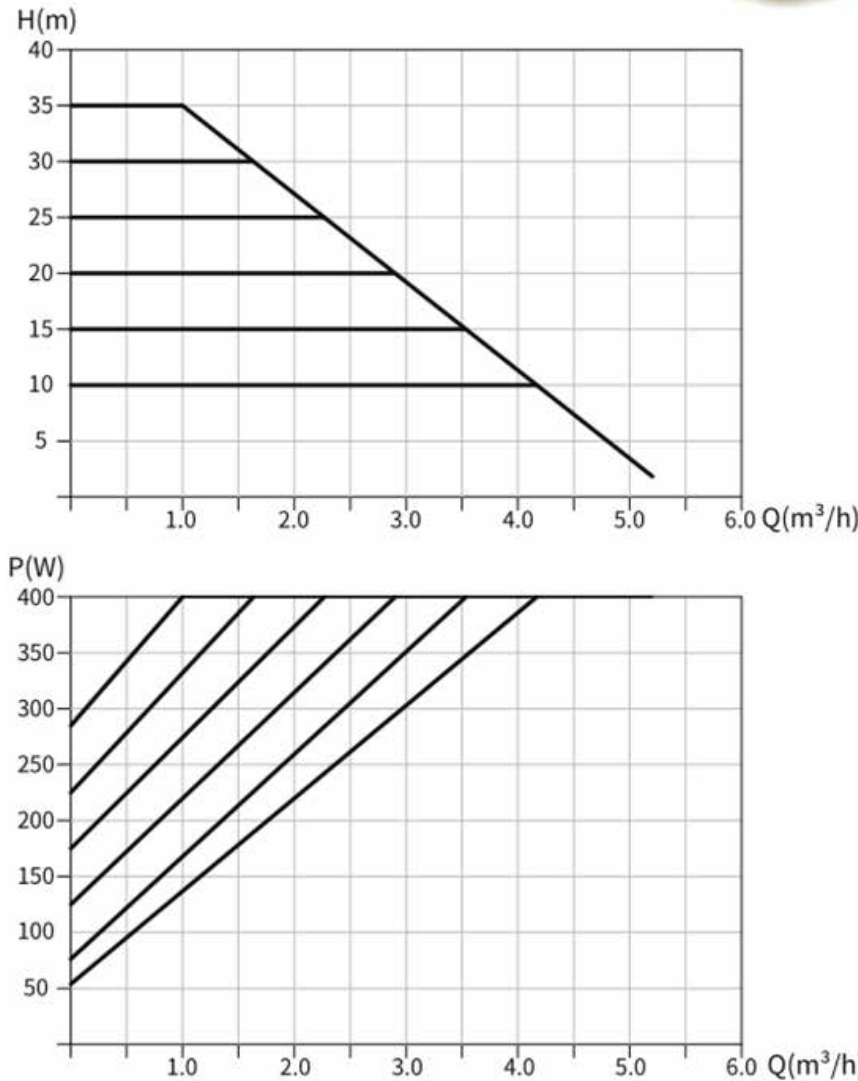
MetaBoost

Modulating Booster Pump

Model - MBP35



MBP35 Performance Data



Features

- Produces a maximum pressure of 3.5 Bar
- Maximum unrestricted flow rate of up to 58 litres per minute
- Demand responsive pumping unit designed for domestic and light commercial pumping applications
- The MBP35 pumping chamber and connection points are manufactured with 304 Stainless Steel material
- Powerful 400-Watt variable speed motor
- Automatic pressure controlling interface setting
- 3 years manufacturer's warranty
- Locked-rotor protection function
- Over-voltage protection function
- High-temperature warning
- Dry run protection
- Water leakage protection

Technical Data

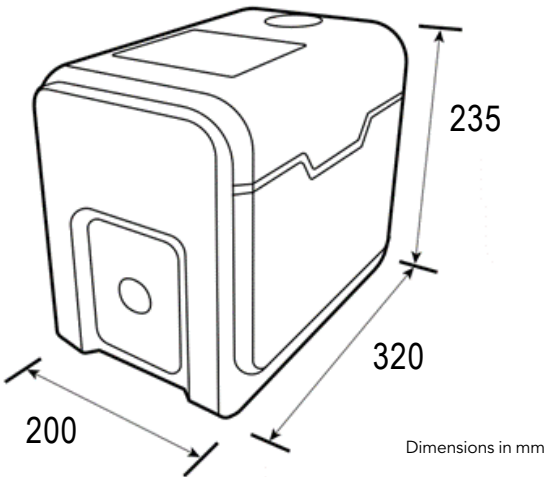
- Inlet and Outlet Connections: 1" BSP
- Rated Flow: 2.3 m³/h 38 l/min
- Rated Head: 25m
- Max Head: 35m
- Rated Power: 400W

Operational Conditions

- The temperature of the liquid should not exceed 45°C
- The pH of the liquid should be no less than 6.5 and no greater than 8
- The pumped liquid should not contain chemical deposits, dirt, harmful or corrosive material, flammable or explosive gases.
- The power frequency is 50Hz, the voltage is 230V and the maximum voltage fluctuation should not exceed 10% of the rated value

CODE	PRODUCT	PALLET QTY	PRICE €
771906	MBP35	40	

MBP35 Pump Dimensions



Accessories Included

- 1" 304 stainless steel mesh filter
- 1" FI x MI brass adaptor bushing
- Spare o-ring seal set

MetaBoost

Modulating Booster Pump

Model - MBP45

Features

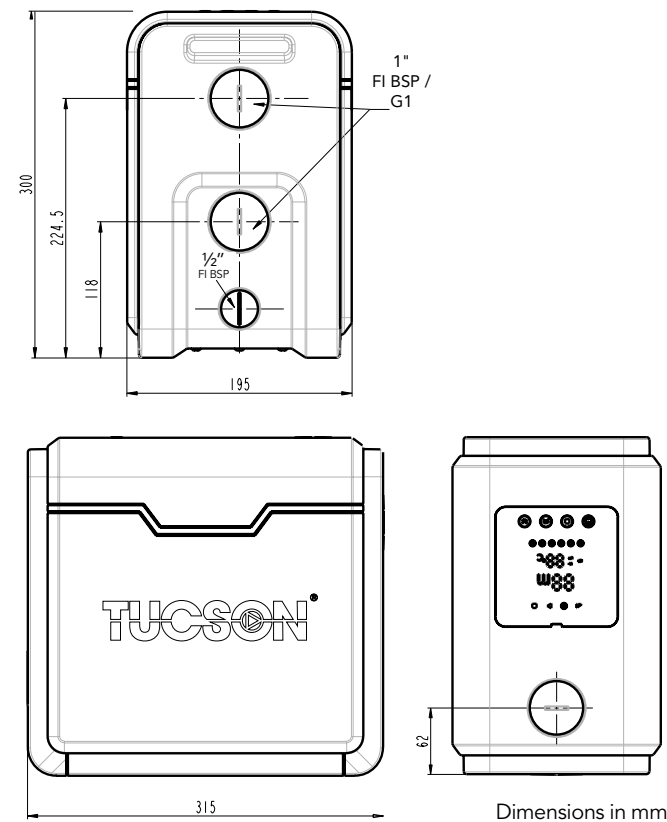
- Automatic multistage centrifugal pumping system
- Constant or modulating select feature
- Pressure select feature
- Utilises dry run protection feature
- High temperature warning feature
- Ergonomic and compact design
- Easy to install and operate
- Utilises an integrated flow switch
- Utilises an integrated pressure switch
- Utilises an integrated non-return valve
- User friendly integrated control panel
- Powerful & efficient variable speed motor
- 3 years manufacturers warranty
- High-performance air-cooled motor housing
- Adjustable constant pressure motor controller
- Robust component design and construction
- Suitable for domestic & light commercial applications
- Quiet operation, less than 45 dB at five metres distance
- Self Priming Feature—Up to 8 metres
- Anti-seize function—initiates the pump to run for 10 seconds should it not be called on to pump for a period of 24 hours or more
- Incorporates a "Loss of system pressure" indicator on the control panel

Technical Data

- Motor Size: 0.8 HP / 600 Watt
- Motor Type: Variable Speed
- Rated Head: 25m
- Maximum Head: 45m
- Maximum Pressure: 4.5 bar
- Maximum Flowrate / Q Max: 4.5M Cubed / 75L/Min
- Minimum and Maximum Fluid Temperatures: 5°C to 50°C
- Operating Environment Temperature: 5 – 50 Degrees
- Ingress Protection Rating: IP44
- Maximum Operating Pressure: 10 Bar
- Insulation Class: F
- Pump Weight: 14.2kg
- Inlet and Outlet Connection Sizing: 1" FI BSP/G1

CODE	PRODUCT	PALLET QTY	PRICE €
771918	MBP45	24	

MBP45 Pump Dimensions



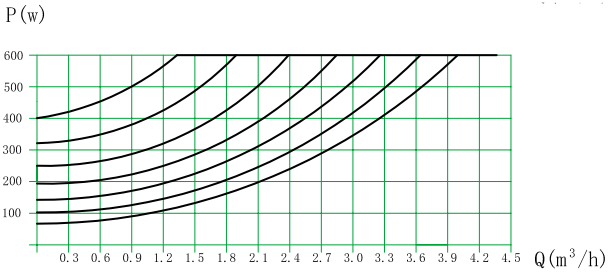
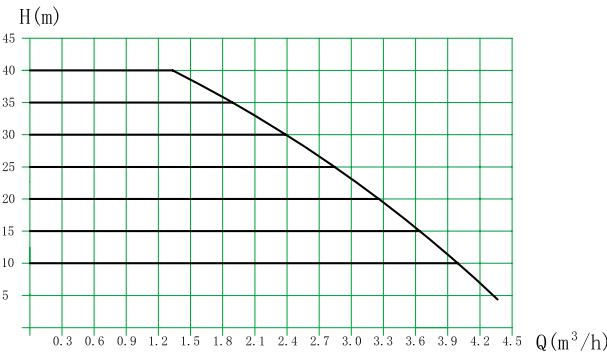
Accessories Included

- 1" 304 stainless steel mesh filter
- 1" FI x MI brass adaptor bushing
- Spare o-ring seal set

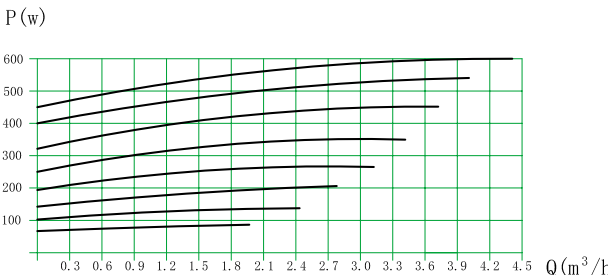
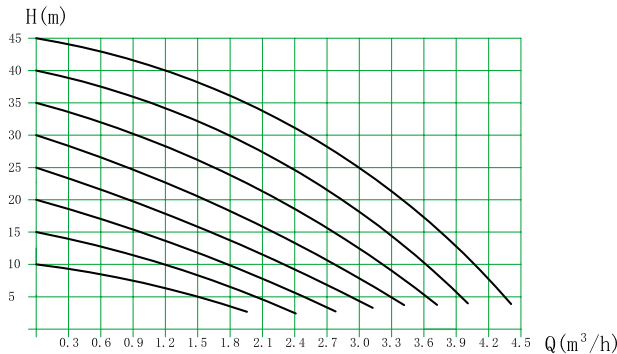


MBP45 Performance Data

Constant Pressure Mode



Constant Speed Mode





MetaBoost Constant Speed Booster Pump CBP400

MetaBoost Constant Speed Booster Pump CBP600



Features

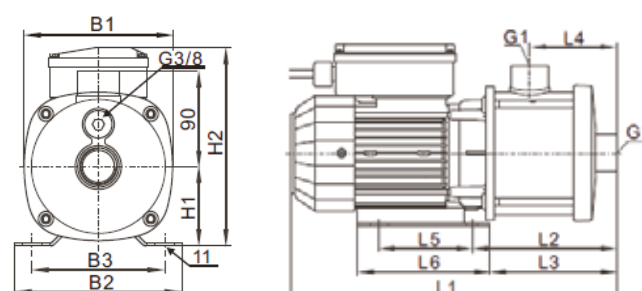
- Compact design
- Powerful & efficient
- Easy to install and operate
- Utilises dry run protection
- Utilises an integrated flow switch
- Utilises an integrated pressure switch
- Utilises an integrated non-return valve
- Adjustable start-up pressure controller
- User friendly unintegrated control panel
- High-performance air-cooled motor housing
- Automatic multistage centrifugal pumping system
- Suitable for domestic & light commercial applications
- Robust construction with stainless steel bodied pump
- Quiet operation, less than 45 dB at five metres distance
- 3 years manufacturers warranty

Technical Data

- Motor Size: 1/2 HP / 370 Watt
- Motor Type: Induction
- Rated Head: 21m
- Rated Flowrate: 49L/min
- Maximum Head: 29m (2.9 bar)
- Maximum Flowrate: 84L/min
- Maximum Fluid Temperature: 50°C
- Operating Environment Temperature: 5 – 50°C
- Ingress Protection Rating: IP55
- Controller Waterproof Rating: IP65
- Controller Maximum Operating Pressure: 10 Bar
- Insulation Class: F
- Pump Weight: 9.2 Kg
- Inlet and Outlet Connection Sizing: 1" FI BSP/G1 & 1" MI BSP/G1

CODE	PRODUCT	PALLET QTY	PRICE €
771924	CBP400	28	

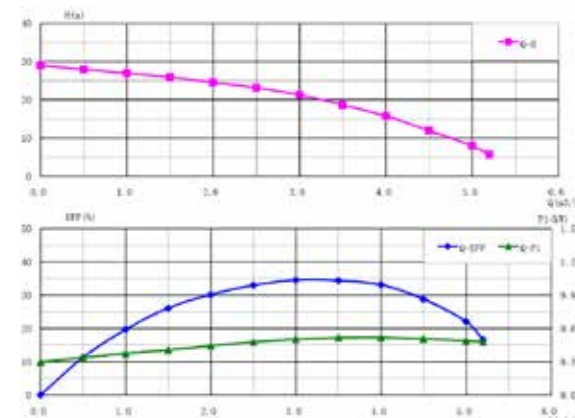
CBP400 Pump Dimensions



Model	B1	B2	B3	H1	H2	L1	L2	L3	L4	L5	L6	G1
CBP400	140	158	125	75	174	318	131	131	72	96	136	1" FI BSP

Dimensions in mm

CBP Performance Data



Features

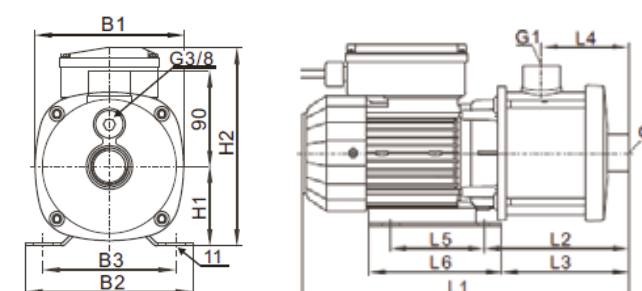
- Compact design
- Powerful & efficient
- Easy to install and operate
- Utilises dry run protection
- Utilises an integrated flow switch
- Utilises an integrated pressure switch
- Utilises an integrated non-return valve
- Adjustable start-up pressure controller
- User friendly unintegrated control panel
- High-performance air-cooled motor housing
- Automatic multistage centrifugal pumping system
- Suitable for domestic & light commercial applications
- Robust construction with stainless steel bodied pump
- Quiet operation, less than 45 dB at five metres distance
- 3 years manufacturers warranty

Technical Data

- Motor Size: 3/4 HP / 550 Watt
- Motor Type: Induction
- Rated Head: 32m
- Rated Flowrate: 50L/min
- Maximum Head: 47m (4.7 bar)
- Maximum Flowrate: 87L/min
- Maximum Fluid Temperature: 50°C
- Operating Environment Temperature: 5 – 50°C
- Ingress Protection Rating: IP55
- Controller IP Rating: IP65
- Controller Maximum Operating Pressure: 10 Bar
- Insulation Class: F
- Pump Weight: 10.2 kg
- Inlet and Outlet Connection Sizing: 1" FI BSP/G1 & 1" MI BSP/G1

CODE	PRODUCT	PALLET QTY	PRICE €
771925	CBP600	30	

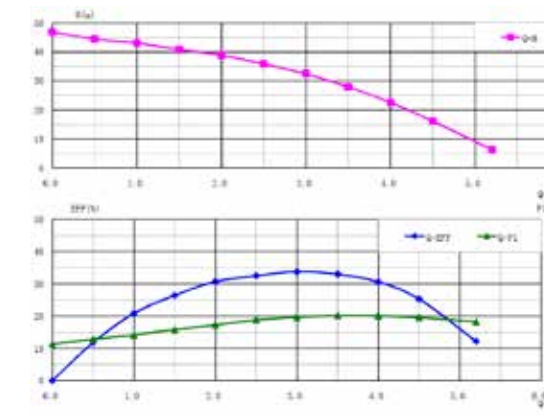
CBP600 Pump Dimensions



Model	B1	B2	B3	H1	H2	L1	L2	L3	L4	L5	L6	G1
CBP600	140	158	125	75	187	383	167	143	108	96	136	1" FI BSP

Dimensions in mm

CBP Performance Data





MetaBoost Constant Speed Booster Pump CBP800

MetaBoost Constant Speed Booster Pump CBP1000



Features

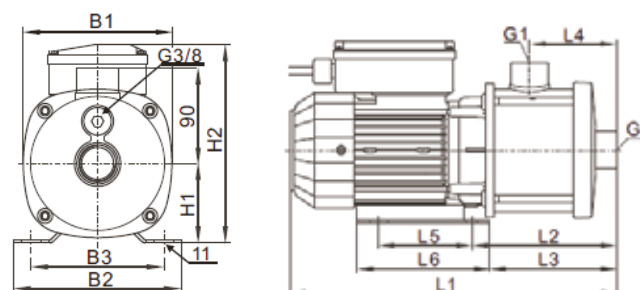
- Compact design
- Powerful & efficient
- Easy to install and operate
- Utilises dry run protection
- Utilises an integrated flow switch
- Utilises an integrated pressure switch
- Utilises an integrated non-return valve
- Adjustable start-up pressure controller
- User friendly unintegrated control panel
- High-performance air-cooled motor housing
- Automatic multistage centrifugal pumping system
- Suitable for domestic & light commercial applications
- Robust construction with stainless steel bodied pump
- Quiet operation, less than 45 dB at five metres distance
- 3 years manufacturers warranty

Technical Data

- Motor Size: 1 HP / 750 Watt
- Motor Type: Induction
- Rated Head: 39m
- Rated Flowrate: 53L/min
- Maximum Head: 56m (5.6 bar)
- Maximum Flowrate: 92L/min
- Maximum Fluid Temperature: 70°C
- Operating environment temperature 5 – 70°C
- Ingress Protection Rating: IP55
- Controller Waterproof Rating: IP65
- Controller Maximum Operating Pressure: 8 Bar
- Insulation Class: F
- Pump weight: 11.2 Kg
- Inlet and Outlet Connection Sizing: 1" FI BSP/G1 & 1" MI BSP/G1

CODE	PRODUCT	PALLET QTY	PRICE €
771926	CBP800	24	

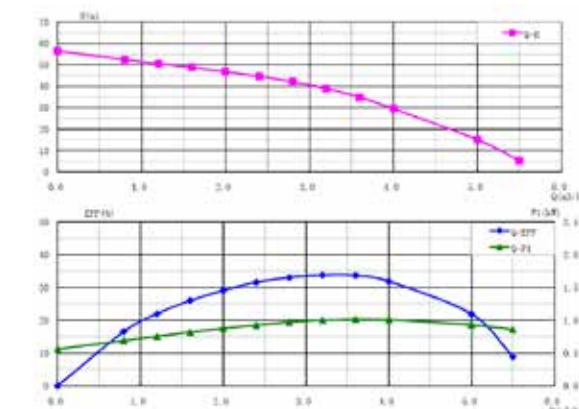
CB800 Pump Dimensions



Model	B1	B2	B3	H1	H2	L1	L2	L3	L4	L5	L6	G1
CBP800	140	158	125	75	200	416	203	179	144	96	155	1"FI BSP

Dimensions in mm

CBP Performance Data



Features

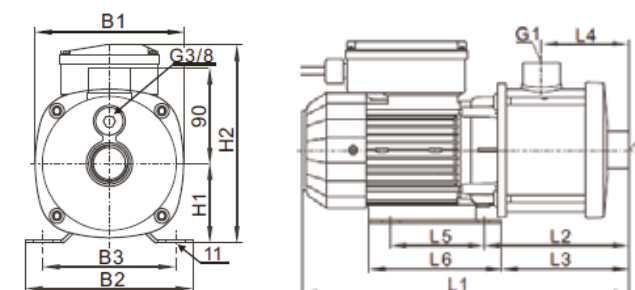
- Compact design
- Powerful & efficient
- Easy to install and operate
- Utilises dry run protection
- Utilises an integrated flow switch
- Utilises an integrated pressure switch
- Utilises an integrated non-return valve
- Adjustable start-up pressure controller
- User friendly unintegrated control panel
- High-performance air-cooled motor housing
- Automatic multistage centrifugal pumping system
- Suitable for domestic & light commercial applications
- Robust construction with stainless steel bodied pump
- Quiet operation, less than 45 dB at five metres distance
- 3 years manufacturers warranty

Technical Data

- Motor Size: 1.33 HP / 1000 Watt
- Motor Type: Induction
- Rated Head: 42m
- Rated Flowrate: 60L/min
- Maximum Head: 67m (6.7 bar)
- Maximum Flowrate: 92L/min
- Maximum Fluid Temperature: 50°C
- Operating Environment Temperature: 5 – 50°C
- Ingress Protection Rating: IP55
- Controller Waterproof Rating: IP65
- Controller Maximum Operating Pressure: 10 Bar
- Insulation Class: F
- Pump Weight: 12.2 Kg
- Inlet and Outlet connection sizing: 1" FI BSP/G1 & 1" MI BSP/G1

CODE	PRODUCT	PALLET QTY	PRICE €
771927	CBP1000	24	

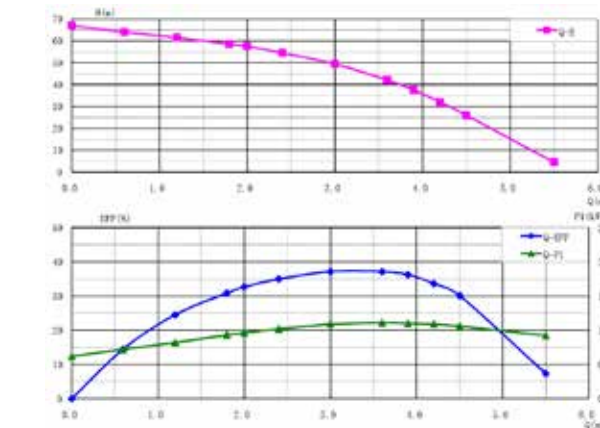
CBP1000 Pump Dimensions



Model	B1	B2	B3	H1	H2	L1	L2	L3	L4	L5	L6	G1
CBP1000	140	158	125	75	200	416	203	179	144	96	155	1"FI BSP

Dimensions in mm

CBP Performance Data





SubPro

1000S Multistage Submersible Pump



CODE	PRODUCT	PALLET QTY	PRICE €
771972	1000S	32	

Features

- High head of pressure and flow rate performance
- Easy to retro-fit or install as a new application
- Exceptional submersed pumping efficiency
- Powerful 1000 Watt pump motor
- Robust component manufacture
- 3 years manufacturers warranty

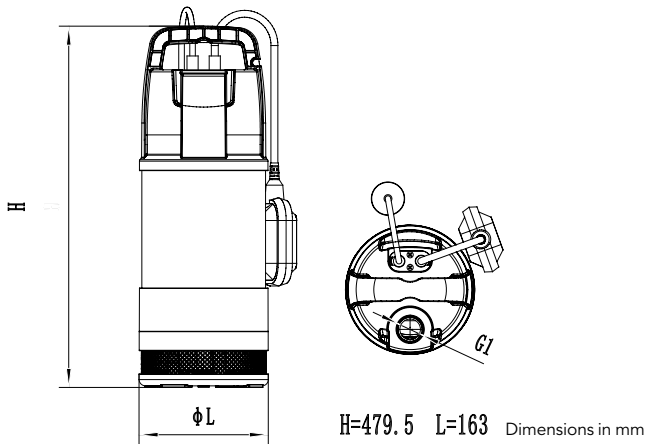
Technical Data

- Input voltage: 230V / 50Hz
- Power: 1000 Watt
- Ingress Protection Rating: IPX8
- Maximum Head of Pressure: 44m
- Maximum Flowrate: 7(m3/hr) or 117l/min
- Impellor Material: PPO
- Shaft Material: 304 grade stainless steel
- Cable Length: 2 metres
- Minimum Submersion Depth: 200mm
- Maximum Submersion Depth (if cabled): 7 metres
- Pumped Liquid Temperature Range: 4°C - 35°C

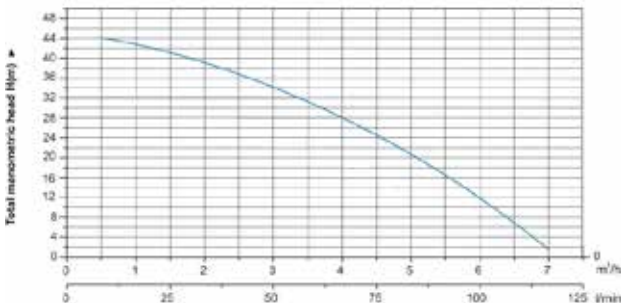
Accessories

- 1 ¼" x 1" BSP/G Brass reducing bushing
- 1" BSP/G Brass non-return valve
- 1" Poly-compression CxC pipework connection fitting

Tucson SubPro 1000S Multistage Submersible Pump Dimensions



1000S Performance Data



Pressure Switches

Pressure Switches

CODE	SIZE	BOX QTY	PRICE €
771900	MPS1 - Pressure Switch Manual	50	
771905	MPS2LP - Loss of Prime Manual Pressure Switch	50	
771901	APS1 - Automatic Pressure Switch 1	12	
771907	APS2 - Automatic Pressure Switch 2	12	



APS1
1" BSP / G1 Connections



MPS1



MPS2LP



APS2
1" BSP / G1 Connections


MPS2LP

A loss of prime pressure switch is essentially a "Dry-Run" protection devise for a well pump. Typically used where an independent well application uses a submersible or overground pump.

Where Installed this switch can identify Low Pressure in the supply pipework, should the pump pressure fall below 14 psi / 1 Bar, the loss of prime pressure switch will then initiate and isolate the power supply to the pump, thus protecting the pump from overheating.



Equinox 2 Bar Positive Head Shower Pump



Features

- Brass Body Material - CW617N
- Robust and compact design
- 304 Stainless steel flexible hoses
- Quick attached push-fit connections
- Powerful and efficient induction motor
- Carbon-Silicone-Carbide mechanical seals
- EPDM housing O rings & washers
- Quiet operation of less than 66 dB
- 1.5 meter of pre-wired motor cable
- Easy to install and operate
- Auto reset thermal switch
- Continuous (S1) rated design
- 3 years manufacturer's warranty

Technical Data

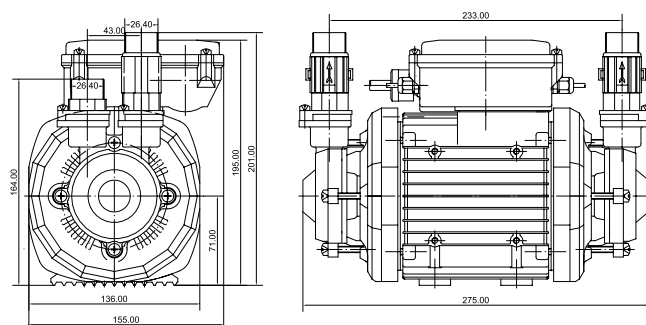
- Rate Voltage/Frequency: 230V/50Hz
- Rated Power Input P1 - 500 Watt
- Rated Current Input (A): 2.2A
- Fuse (Amps): Fuse 7A
- Electrical Class (I, II or III): Class I
- Ingress Protection Rating: IP44
- Maximum Head: Hmax 21m
- Minimum Head: Hmin 0.3m
- Qmax (Flowrate) L/Min: Qmax 46.6L/min
- Pump Duty: Continuous (S1)
- Capacitor Rating/Spec: CAP 12uF/450V S2
- Insulation Class (F): Class 155(F)
- Motor Speed (R/pm): 2900 R/pm
- Max Ambient Temperature (AMB -°C): AMB 40°C
- Max water temperature (°C): Max 65°C
- Acoustic Noise (dB): <66 dB
- Nett weight: 10KG

Product Components

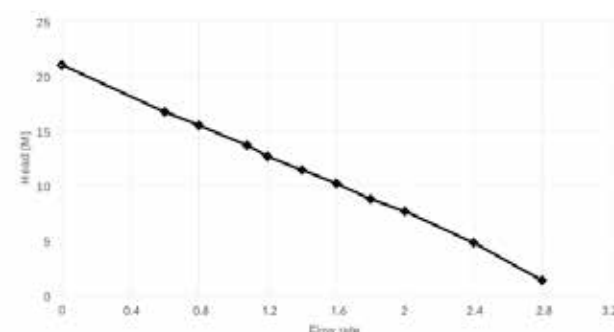
- One Equinox Shower Pump
- Four 21mm / ¾" Irish / Push-Fit stainless steel flexible hoses with isolating valves OR Four 22mm Push-Fit stainless steel flexible hoses with isolating valves
- One anti-vibration base mat
- Installation and operating manual
- Warranty registration card

CODE	PRODUCT	PALLET QTY	PRICE €
771920	2 Bar Positive Head (Imperial Connections)	36	
771932	2 Bar Positive Head (Metric Connections)	36	


Equinox Positive Head Shower Pump Dimensions



Performance Data



Equinox 2 Bar Universal Head Shower Pump



Features

- Brass Body Material - CW617N
- Robust and compact design
- 304 Stainless steel flexible hoses
- Quick attached push-fit connections
- Powerful and efficient induction motor
- Carbon-Silicone-Carbide mechanical seals
- EPDM housing O rings & washers
- Quiet operation of less than 66 dB
- 1.5 meter of pre-wired motor cable
- Easy to install and operate
- Auto reset thermal switch
- Continuous (S1) rated design
- 3 years manufacturer's warranty

Technical Data

- Rate Voltage/Frequency: 230V/50Hz
- Rated Power Input P1 - 500 Watt
- Rated Current Input (A): 2.2A
- Fuse (Amps): Fuse 7A
- Electrical Class (I, II or III): Class I
- Ingress Protection Rating: IP44
- Maximum Head: Hmax 21m
- Minimum Head: Hmin 0.3m
- Qmax (Flowrate) L/Min: Qmax 37.2L/min
- Pump Duty: Continuous (S1)
- Capacitor Rating/Spec: CAP 12uF/450V S2
- Insulation Class (F): Class 155(F)
- Motor Speed (R/pm): 2900 R/pm
- Max Ambient Temp (AMB -°C): AMB 40°C
- Max water temperature (°C): Max 65°C
- Acoustic Noise (dB): <66dB
- Nett weight: 10.5KG

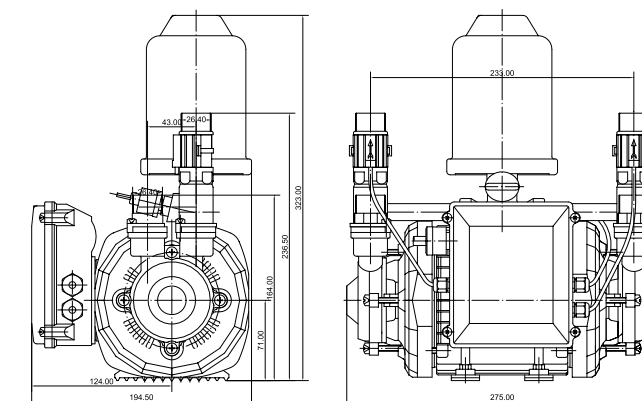
Product Components

- One Equinox Shower Pump
- Four 21mm / ¾" Irish / Push-Fit stainless steel flexible hoses with isolating valves OR Four 22mm Push-Fit stainless steel flexible hoses with isolating valves
- One anti-vibration base mat
- Installation and operating manual
- Warranty registration card

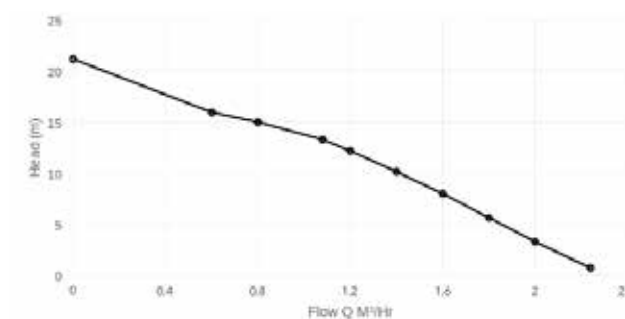


CODE	PRODUCT	PALLET QTY	PRICE €
771921	2 Bar Universal Head (Imperial Connections)	45	
771933	2 Bar Universal Head (Metric Connections)	45	

Equinox Positive Head Shower Pump Dimensions




Performance Data






Equinox 4 Bar Positive Head Shower Pump



Equinox 4 Bar Universal Head Shower Pump



Features

- Brass Body Material - CW617N
- Robust and compact design
- 304 Stainless steel flexible hoses
- Quick attached push-fit connections
- Powerful and efficient induction motor
- Carbon-Silicone-Carbide mechanical seals
- EPDM housing O rings & washers
- Quiet operation of less than 66 dB
- 1.5 meter of pre-wired motor cable
- Easy to install and operate
- Auto reset thermal switch
- Continuous (S1) rated design
- 3 years manufacturer's warranty

Technical Data

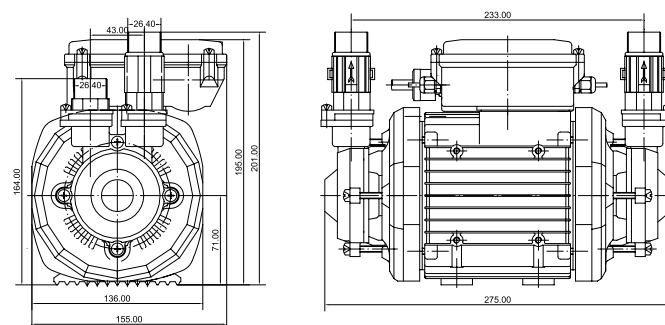
- Rate Voltage/Frequency: 230V/50Hz
- Rated Power Input P1 - 900 Watt
- Rated Current Input (A): 3.61A
- Fuse (Amps): Fuse 10A
- Electrical Class (I, II or III): Class I
- Ingress Protection Rating: IP44
- Maximum Head: Hmax 40m
- Minimum Head: Hmin 0.3m
- Qmax (Flowrate) L/Min: Qmax 56.7L/min
- Pump Duty: Continuous (S1)
- Capacitor Rating/Spec: CAP 12uF/450V S2
- Insulation Class (F): Class 155 (F)
- Motor Speed (R/pm): 2900 R/pm
- Max Ambient Temperature (AMB -°C): AMB 40°C
- Max water temperature (°C): Max 65°C
- Acoustic Noise (dB): <66 dB
- Nett weight: 11.5KG

Product Components

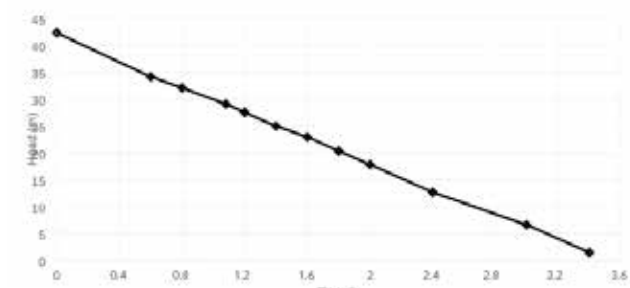
- One Equinox Shower Pump
- Four 21mm / ¾" Irish / Push-Fit stainless steel flexible hoses with isolating valves OR Four 22mm Push-Fit stainless steel flexible hoses with isolating valves
- One anti-vibration base mat
- Installation and operating manual
- Warranty registration card

CODE	PRODUCT	PALLET QTY	PRICE €
771922	4 Bar Positive Head (Imperial Connections)	36	
771934	4 Bar Positive Head (Metric Connections)	36	

Equinox Positive Head Shower Pump Dimensions



Performance Data



Features

- Brass Body Material - CW617N
- Robust and compact design
- 304 Stainless steel flexible hoses
- Quick attached push-fit connections
- Powerful and efficient induction motor
- Carbon-Silicone-Carbide mechanical seals
- EPDM housing O rings & washers
- Quiet operation of less than 66 dB
- 1.5 meter of pre-wired motor cable
- Easy to install and operate
- Auto reset thermal switch
- Continuous (S1) rated design
- 3 years manufacturer's warranty

Technical Data

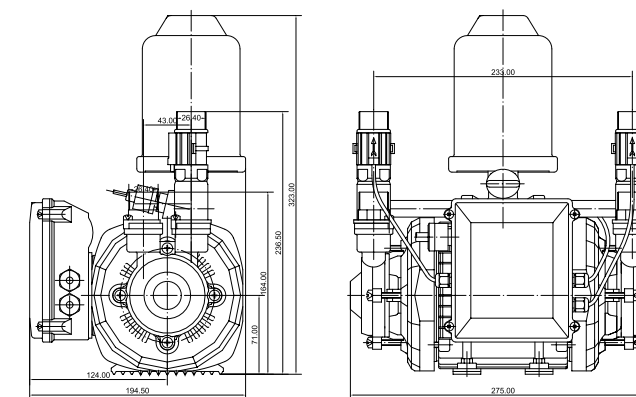
- Rate Voltage/Frequency: 230V/50Hz
- Rated Power Input P1 - 900 Watt
- Rated Current Input (A): 3.46A
- Fuse (Amps): Fuse 10A
- Electrical Class (I, II or III): Class I
- Ingress Protection Rating: IP44
- Maximum Head: Hmax 40m
- Minimum Head: Hmin 0.3m
- Qmax (Flowrate) L/Min: Qmax 45.6L/min
- Pump Duty: Continuous (S1)
- Capacitor Rating/Spec: CAP 12uF/450V S2
- Insulation Class (F): Class 155 (F)
- Motor Speed (R/pm): 2900 R/pm
- Max Ambient Temp (AMB -°C): AMB 40°C
- Max water temperature (°C): Max 65°C
- Acoustic Noise (dB): <66dB
- Nett weight: 12KG

Product Components

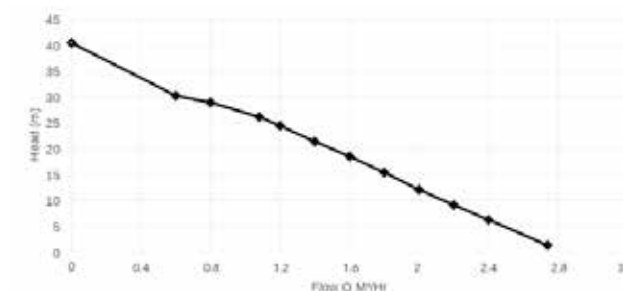
- One Equinox Shower Pump
- Four 21mm / ¾" Irish / Push-Fit stainless steel flexible hoses with isolating valves OR Four 22mm Push-Fit stainless steel flexible hoses with isolating valves
- One anti-vibration base mat
- Installation and operating manual
- Warranty registration card

CODE	PRODUCT	PALLET QTY	PRICE €
771923	4 Bar Universal Head (Imperial Connections)	45	
771935	4 Bar Universal Head (Metric Connections)	45	

Equinox Universal Head Shower Pump Dimensions



Performance Data



Equinox Shower Pump Accessories

Thermostatic Protection Device / TPD



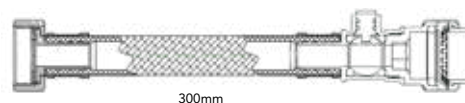
CODE	PRODUCT	PRICE €
771953	TPD with 21mm CxCxC and Flow Temp control to a max of 65°C	
771954	TPD with 22mm CxCxC and Flow Temp control to a max of 65°C	



Note: A TPD must be used where an uncontrolled heat source is utilised to generate domestic hot water.

Flexible Hoses

CODE	PRODUCT	PRICE €
771930	¾" PF x ¾" FI x 300mm	
771931	22mm PF x ¾" FI x 300mm	



771930 & 771931

Flanges



CODE	PRODUCT	PRICE €
759003	1" BSP Male x 22mm Spigot	
759006	1" BSP Male x 21mm (¾") Spigot	

Anti-Vibration Mat



CODE	PRODUCT	PRICE €
771939	179mm x 179mm	

Pump Accessories

Tucson Flexible Connection Pump Hoses WRAS Approved EPDM Tube

Component Material: Chrome plated CW617N Brass, Stainless Steel Braided, EPDM Rubber

CODE	SIZE	HOSE LENGTH	BOX QTY	PRICE €
771481	1" BSP MI x FI	500mm	50	
771482	1" BSP FI x FI	500mm	50	
771483	1" BSP MI x FI	750mm	50	
771484	1" BSP FI x FI	750mm	50	
771485	1" C x 1" FI 90° Swept Elbow	500mm	50	
771486	1" BSP FI x FI 1M 90° Elbow	1000mm	50	
771487	1" M x F Flexi Hose	300mm	50	
771488	1" F x F Flexi Hose	300mm	50	

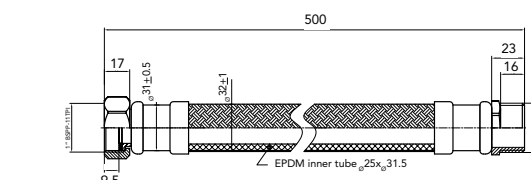
All hoses are supplied with gasket washers



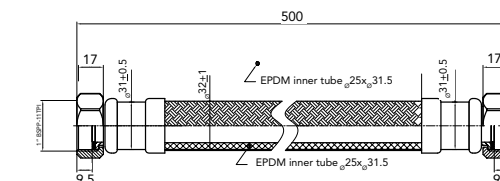
Tucson Lever Action Pump Valves

Component Material: Chrome Plated CW617N Brass Valve with Carbon Steel Handle

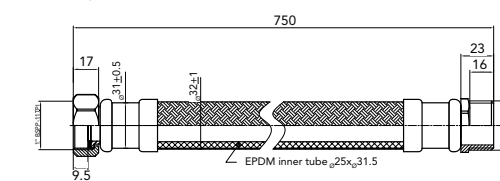
CODE	SIZE	BOX QTY	PRICE €
771961	1½" BSP x ¾" CxC	50	
771962	1½" BSP x 1" CxC	50	
771963	1½" BSP x 22mm CxC	50	
771964	1½" BSP x 28mm CxC	50	
771965	1½" BSP x ¾" FI	50	
771966	1½" BSP x 1" FI	50	



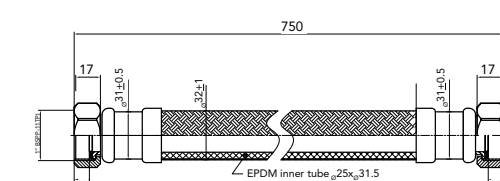
771481



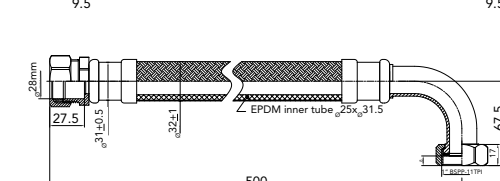
771482



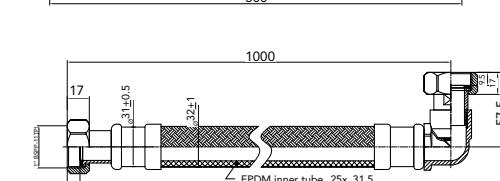
771483



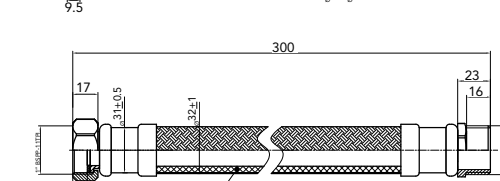
771484



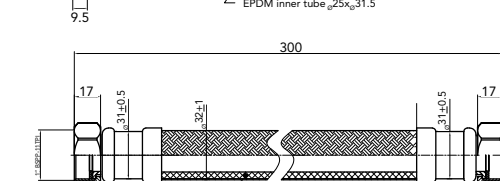
771485



771486



771487



771488



Manufactured using WRAS Approved Materials
All valves are supplied with gasket washers



Sanbra®

Controls



Motorised Valves with Detachable Heads CxC

- NSAI Approved Irish Instantor® nuts and rings
- CW617N Brass body
- Detachable, Quick Release Head
- Detachable Plug-in Cable
- LED Power indicator
- Imperial and metric sizes
- Five year warranty

2
YEAR
WARRANTY

Technical Specifications

CODE	SIZE	NO. OF PORTS	PRICE €
619120	¾"	2 Port	
619122	1"	2 Port	
619124	22mm	2 Port	
619126	28mm	2 Port	
619130	Detachable Head Only		

CODE	SIZE	CABLE	FLOW RATE	POWER SUPPLY	FUSE/AUX. SWITCH RATING	MAX. CLOSE OFF PRESSURE	FAIL MODE	WATER TEMP	WARRANTY
619120	¾" 2 Port CxC	1 Metre 5 Core	4.3m³/hr	220-240VAC 50/60Hz 5W	3.0A 250VAC	1.0 bar	Normally closed	5°C to 88°C	2 YEARS
619122	1" 2 Port CxC	1 Metre 5 Core	6.8m³/hr	220-240VAC 50/60Hz 5W	3.0A 250VAC	0.6 bar	Normally closed	5°C to 88°C	2 YEARS
619124	22mm 2 Port CxC	1 Metre 5 Core	4.3m³/hr	220-240VAC 50/60Hz 5W	3.0A 250VAC	1.0 bar	Normally closed	5°C to 88°C	2 YEARS
619126	28mm 2 Port CxC	1 Metre 5 Core	6.8m³/hr	220-240VAC 50/60Hz 5W	3.0A 250VAC	0.6 bar	Normally closed	5°C to 88°C	2 YEARS



Conforms to: EN 60204-1:2006+A1:2009
Low Voltage Directive 2006/95/EC
EN 61000-6-3:2007+A1:2011

EN 61000-6-1:2007
Electromagnetic Compatibility Directive
2004/108/EC



Cylinder Thermostat / Pipe Thermostat

CODE	PACK QTY	PRICE €
771836	10	

Elemex®

Domestic Heating Solutions



CE
Conforms to:
EN 60335-1:2002
EN 60335-2-73:2003



Dual immersion heaters are exclusively used in vertical orientation domestic water cylinders. Dual heaters work in conjunction with a "sink/bath" switch, with a short element used to heat smaller quantities of water, and the longer one to heat the cylinder to the length of the element, i.e. 24", 27" etc. Heaters are pre-wired, and have either a 1m or 2m 4 core high temperature flexible cable fitted. All heaters are fitted with a control thermostat pre-set at 65°C and an externally resettable high limit cut-out to prevent the water reaching 98°C (in accordance with IS/EN60335-2-73)

Copper: Suitable for normal water areas
Incoloy: Suitable for normal to hard water
Titanium: Suitable for extreme use cases and available on request

Copper - Standard Range External Reset Button



CODE	THREAD SIZE	LENGTH	RATING	CABLE LENGTH	PRICE €
SIHD18ER	2 1/4" BSP	18"	2 / 2.85kW	1m	
SIHD24ER	2 1/4" BSP	24"	2 / 2.85kW	1m	
SIHD24ER/2	2 1/4" BSP	24"	2 / 2.85kW	2m	
SIHD27ER	2 1/4" BSP	27"	2 / 2.85kW	1m	
SIHD36ER	2 1/4" BSP	36"	2 / 2.85kW	1m	

Copper - Premium Range External Reset Button



CODE	THREAD SIZE	LENGTH	RATING	CABLE LENGTH	PRICE €
WHD24	2 1/4" BSP	24"	2 / 2.85kW	1m	
WHD24/2	2 1/4" BSP	24"	2 / 2.85kW	2m	
WHD27	2 1/4" BSP	27"	2 / 2.85kW	1m	
WHD27/2	2 1/4" BSP	27"	2 / 2.85kW	2m	
WHD36	2 1/4" BSP	36"	2 / 2.85kW	1m	

Incoloy - Premium Range External Reset Button



CODE	THREAD SIZE	LENGTH	RATING	CABLE LENGTH	PRICE €
BID24ER1	2 1/4" BSP	24"	2 / 2.85kW	1m	
BID24ER2	1 3/4" BSP	24"	2 / 2.85kW	2m	
BID27ER1	2 1/4" BSP	27"	2 / 2.85kW	1m	
BID36ER1	2 1/4" BSP	36"	2 / 2.85kW	1m	
BID42ER1	2 1/4" BSP	42"	2 / 2.85kW	1m	
SID24C2*	1 3/4" BSP	24"	2 / 2.85kW	2m	

*Internal Reset Button

Single element immersion heaters are used in mainly horizontal orientation in domestic water cylinders. All heaters are fitted with a control thermostat pre-set at 65°C and a resettable high limit cut-out to prevent the water reaching 98°C (in accordance with IS/EN60335-2-73) We offer heaters in several thread sizes, to fit all commonly used water cylinders, and in three different sheath materials, to suit various water qualities.

Copper: Suitable for normal water areas
Incoloy: Suitable for normal to hard water
Titanium: Suitable for extreme use cases and available on request

Copper

*Internal Reset Button



CODE	THREAD SIZE	LENGTH	RATING	MOUNTING	PRICE €
WH2B	2 1/4" BSP	11"	2.85kW	Horizontal	

Incoloy

*Internal Reset Button



CODE	THREAD SIZE	LENGTH	RATING	MOUNTING	PRICE €
SWH38/UV/825	1 1/2" BSP	14"	2.85kW	Horizontal	
WH38/UV	1 1/2" BSP	11"	2.85kW	Horizontal	
SWH61	1 3/4" BSP	14"	2.85kW	Horizontal	
WH61	1 3/4" BSP	11"	2.85kW	Horizontal	
BIS11E	2 1/4" BSP	11"	2.85kW	Horizontal	

Titanium

*Internal Reset Button



CODE	THREAD SIZE	LENGTH	RATING	MOUNTING	PRICE €
WH38/UVT	1 1/2" BSP	11"	2.85kW	Horizontal	
WH60T	1 3/4" BSP	11"	2.85kW	Horizontal	
BTS11E	2 1/4" BSP	11"	2.85kW	Horizontal	
BTS27E	2 1/4" BSP	27"	2.85kW	Vertical	

The Economiser (Willis) Heater:
For fast, economical domestic hot water

The **ELEMEX** Economiser is a compact, inexpensive unit designed to heat water quickly. It is intended for everyday domestic use, where relatively small quantities of hot water are required, for example: showers, dish washing, hair washing, etc. The Economiser consumes no more power than a standard immersion heater, but saves on electricity by heating only the amount of water that you require.

The Economiser is fitted externally to the main hot water cylinder. Easy, user-friendly installation ensures the minimum of mess and disruption.



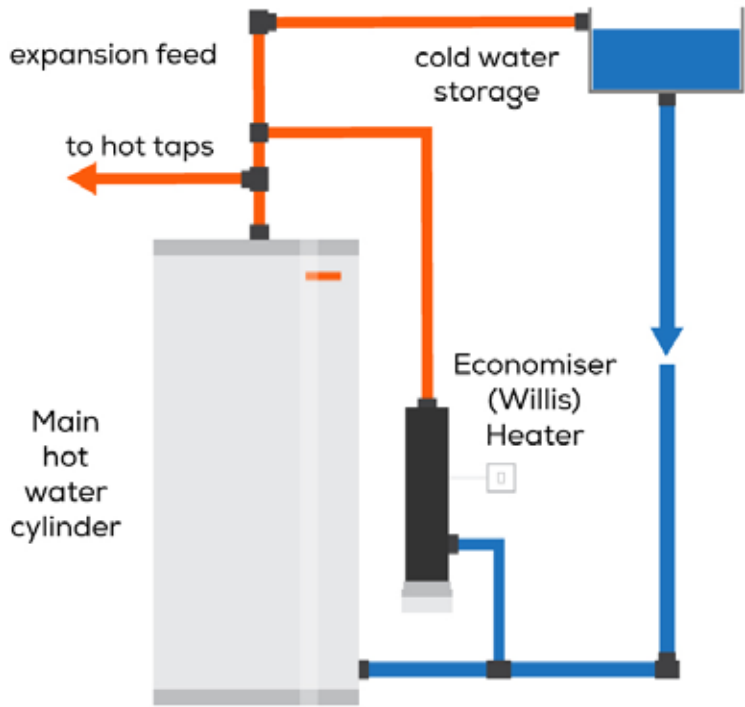
Typical use times:
Shower: 10 minutes
Dish Washing: 5 minutes
Hair Washing: 5 minutes

Economiser (Willis)

CODE	THREAD SIZE	LENGTH	RATING	MOUNTING	PRICE €
SWILLIS	2 1/4" BSP	11"	2.85kW	Vertical	

The unit comes pre-wired with a 1m flex cable

How it works



The Economiser is fitted in parallel to the main domestic hot water cylinder and heats the water from the top down. So, for a shower (typical requirement – 35 litres @ 40°C), the Economiser will heat only the top 35 litres of the cylinder in about 10 minutes, and the unit should then be switched off. For maximum efficiency we recommend that the Economiser be fitted in conjunction with a timer (such as the **ELEMEX** T1). This will ensure that the heater is switched off after the required time. You can then set it and forget it.

Rod thermostats are available in two main types: > Control only > Combination Control & Cut-Out

Both are used in domestic immersion heaters, and are made in three stem lengths (measured underneath the head) of 7" (178mm), 11" (279mm), and 18" (457mm). Both have 7.5mmØ stems, designed to fit into a 5/16" (7.9mm) i.d tube. The control thermostats are factory pre-set at 60°C and should be used in conjunction with a separate over-temperature device in domestic applications. The combination types have two separate sets of contacts, one adjustable and one factory set, giving a one piece compliance with IS/EN 60335-2-73.

Control Only

7.5mm Stem Diameter



CODE	STEM LENGTH	RANGE °C	PRE-SET °C	CUT-OUT °C	CURRENT RATING	PRICE €
WH14	7"	40-80°C	60°C	N/A	15A	
WH15	11"	40-80°C	60°C	N/A	15A	
WH16	18"	40-80°C	60°C	N/A	15A	

Control & Cut-Out

7.5mm Stem Diameter



CODE	STEM LENGTH	RANGE °C	PRE-SET °C	CUT-OUT °C	CURRENT RATING	PRICE €
WH14CH	7"	0-65°C	N/A	89°C	16A	
WH15CV	11"	0-65°C	N/A	89°C	16A	
WH16CV	18"	0-65°C	N/A	89°C	16A	

Control & Cut-Out Misc Replacement Stats

6mm Stem Diameter



CODE	STEM LENGTH	RANGE °C	PRE-SET °C	CUT-OUT °C	CURRENT RATING	PRICE €
TSE	11"	10-70°C	N/A	80°C	16A	
WH15RTS	11"	10-70°C	N/A	90°C	16A	
WH15TT	11"	10-65°C	N/A	75°C	16A	

We offer a comprehensive range of accessories for the installation and control of our immersion heaters.

- All immersion heaters will require a gasket or 'O' ring, and while these are supplied with the heater kit as standard, spares or replacements will often be needed.
- Most of our domestic heaters are installed in water cylinders with a pre-fitted threaded entry, but where it is necessary to fit a heater through a plain hole in a vessel wall, we offer flanges and backnuts for all common sizes.
- Vertically mounted immersion heaters generally have an 86mm A/F hex flange, larger than most adjustable wrenches can accommodate, and we offer low cost spanners to aid fitting, allowing uniform tightening without distorting the head or receptacle.
- Our heater timer provides a low cost means of short burst water heating, and eliminates the perennial problem of "forgetting to turn off the immersion", thus providing dramatic savings in running costs.

Gaskets



CODE	SIZE	DIMENSIONS (mm)	PRICE €
WH10B	1½" BSP	49 x 71 x 2	
WH10C	1¾" BSP	53 x 77 x 2	
WH10/1	2¼" BSP	66 x 82 x 2	

Backnuts

For fitting to an open topped or accessible vessel



CODE	SIZE	DIMENSIONS (mm)	PRICE €
044005	1½" BSP	-	
BN24	2¼" BSP	-	

Plugs



CODE	SIZE	DIMENSIONS (mm)	PRICE €
074006	1¾" BSP	-	
920100	2¼" BSP	-	

Controls

Single button electronic run back timer. Range: 15mins - 2 hours, in 15 minute increments

CODE	RATING	DIMENSIONS (mm)	PRICE €
RBT1	16A	-	

'O' Rings



CODE	SIZE	DIMENSIONS (mm)	PRICE €
G024	1½" BSP	37 x 43 x 3	
G020	1¾" BSP	49 x 56 x 3.5	
G022	2¼" BSP	60 x 67 x 3.5	

2 Part Flange

For fitting to a closed vessel from the outside



CODE	SIZE	DIMENSIONS (mm)	PRICE €
WH11	2¼" BSP	-	

Spanners



CODE	SIZE	TYPE	PRICE €
900032	86mm A/F	Flat	



Immertec®

Immersion Heaters



Conforms to:
EN 60335-1:2002
EN 60335-2-73:2003



IMMERTEC®



Dual Element Copper Immersion Heaters with 1m / 2m Fitted Cable

CODE	LENGTH	CABLE	STATS	PACK QTY	PRICE €
710530K	24"	1M	1	20	
710531K	27"	1M	1	20	
710532K	36"	1M	1	12	
710543K	24"	2M	1	20	
710544K	27"	2M	1	20	
710546K	36"	2M	1	12	



Single Element Copper Immersion Heaters with 1m / 2m Fitted Cable to EN60335-2-73

CODE	LENGTH	CABLE	STATS	ELEMENT	PACK QTY	PRICE €
710536K	11"	1M	1	Single	20	
710547K	11"	2M	1	Single	20	
710457K	11"	No Cable	1	Single	20	
710458K	18"	No Cable	1	Single	20	
710459K	27"	No Cable	1	Single	20	



Dual & Single Incoloy Immersion Heaters with 2m Fitted Cable

CODE	LENGTH	CABLE	STATS	ELEMENT	PACK QTY	PRICE €
710548K	11"	2M	1	Single	20	
710537K	24"	2M	1	Dual	20	
710542K	27"	2M	1	Dual	20	
710538K	36"	2M	1	Dual	12	

All Dual Heaters are also available in Incoloy Sheathed elements. Guaranteed for 3 years.



Replacement Thermostat

CODE	LENGTH	MATERIAL	PACK QTY	PRICE €
710441	7"	Copper	10	
710442	11"	Copper	10	
710440	18"	Copper	10	



All Copper Immertec products are CE approved and conform to:
EN60335-1:2002 & EN60335-2-73:2003

The Economiser Rapid Heater



CODE	SIZE	PRICE €
920120K	Mini Copper Cylinder Complete	
920121	Can only	

Immersion Heater Plugs



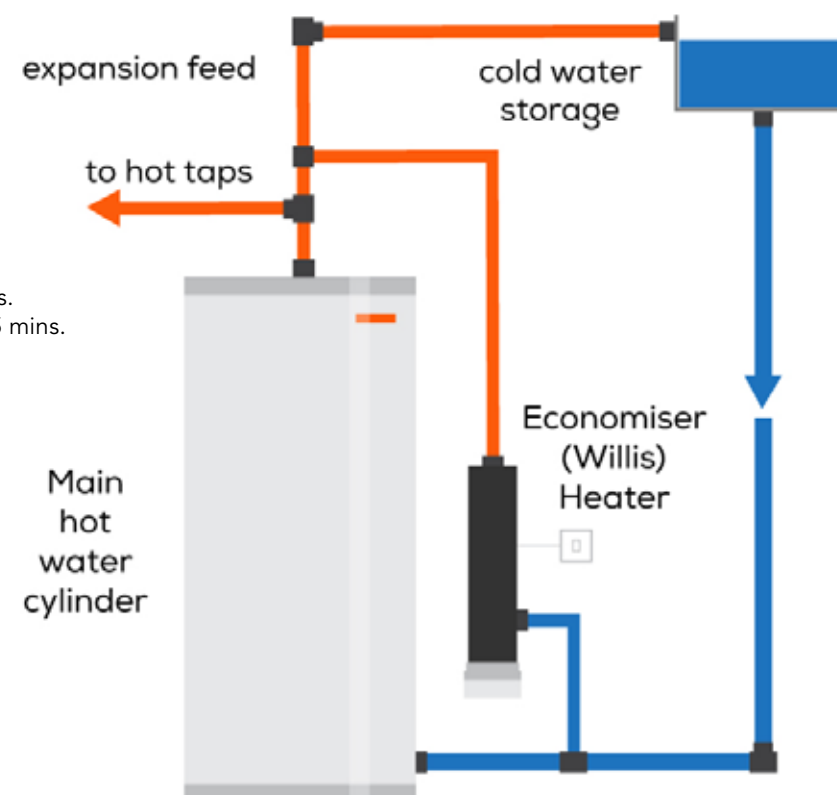
CODE	LENGTH	BOX QTY	PRICE €
920100 PK	2 1/4"	2000	
710540	Immersion heater plug washer	2000	

How The Economiser Heater Works

An Economiser Rapid Water Heater can heat approx. 4.5L of water every 5 mins.

- For a shower = pre-heat for 10/15 mins.
- For dishes, shaving etc = preheat for 5 mins.

**Not Recommended
for use in Hard
Water Areas**



ARISTON



Andris RS - Electric Instantaneous Water Heater

- Super compact water heater
- Wall-hung electric storage water heater can be installed over or under the sink.
- Available in 10,15 & 30L
- 5 Year Warranty against tank leakage
- Titanium enamelling for greater protection
- External temperature regulation
- Ecological polyurethane insulation
- Glass lined inner tank tested at 16 bar
- Oversized magnesium anode
- Pressure safety valve tested at 8 bar

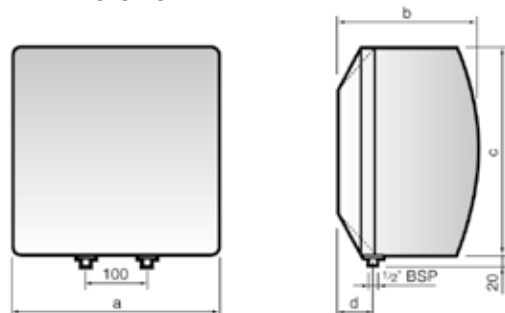
CODE	REF	SIZE	PRICE €
710503	3100363	10L Under Sink	
710502	3100368	15L Under Sink	
710505	3100371	30L Over Sink	



TECHNICAL DATA

CODE	710503	710502	710505
Ref	3100363	3100368	3100371
Capacity	10L	15L	30L
Installation	Undersink	Undersink	Oversink
Power	1.2kW	1.2kW	1.2kW
Voltage	230 V	230 V	230 V
Heating Time ($\Delta T=45^{\circ}\text{C}$)	29mins	44mins	70mins
Heat Dispersion at 65°C	0.55 kWh/24h	0.65 kWh/24h	0.61 kWh/24h
Max Working Pressure	8 bar	8 bar	8 bar
Max Working Temperature	80°C	80°C	80°C
Weight	6.6kg	7.4kg	12.8kg
Protection	IPX1	IPX1	IPX1

DIMENSIONS



CODE		A	B	C	D
710503	10L U/S	350mm	255mm	350mm	90mm
710502	15L U/S	350mm	300mm	350mm	80mm
710505	30L O/S	440mm	365mm	440mm	110mm

Andris Lux - Electric Storage Water Heater

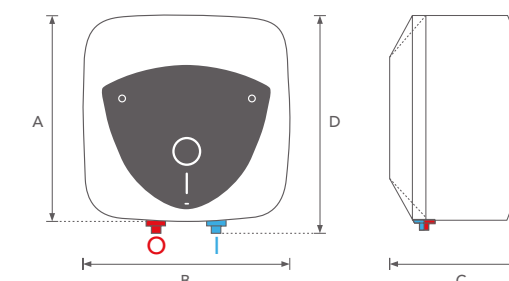
- Easy to operate with mechanical dial
- "E" setting on the dial to optimise comfort and energy saving
- Titanium enamelled tank and 4-bolt flange for robustness durability
- Heating lamp to show the heating cycle is in process
- Installation in 10 easy steps
- 3 Year Warranty

CODE	REF	SIZE	PRICE €
710501	3626292	6L Undersink	

TECHNICAL DATA

CODE	710501
Ref	3626292
Capacity	6L
Installation	Undersink
Power	1.5kW
Type	Unvented
ErP Class	B
Heating Time	15mins
Heat Loss 65°C (kWh)	0.42
Tapping Profile	XXS
Weight	5.1kg

DIMENSIONS



CODE		A	B	C	D
710501	6L U/S	315mm	315mm	250mm	330mm



Andris Lux Eco - Electric Storage Water Heater

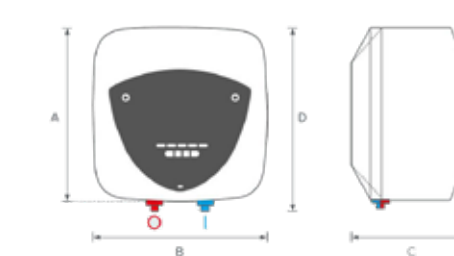
- 'A' Class ErP rating across all models
- Front facing electronic temperature control 'Eco Evo' function - save up to 15% on your energy bills
- Anti-legionella function for total peace of mind
- Modern, cutting edge and premium design
- 4 year warranty

CODE	REF	SIZE	PRICE €
710510	3100718	10L Under Sink	
710511	3100722	15L Under Sink	

TECHNICAL DATA

CODE	710510	710511
Ref	3100718	3100722
Capacity	10L	15L
Installation	Undersink	Undersink
Power	2.5 kW	2.5kW
Type	Unvented	Unvented
ErP Class	A	A
Heating Time	14mins	21mins
Heat Loss 65°C (kWh)	0.71	0.75
Tapping Profile	XXS	
Weight	6.7kg	7.5Kg

DIMENSIONS



CODE		A	B	C	D
710510	10L U/S	360mm	360mm	294mm	385mm
710511	15L U/S	360mm	360mm	342mm	385mm



PRO1 ECO - ELECTRIC STORAGE WATER HEATER

- WaterPlus technology for up to 16% more hot water availability
- Reduce energy bills by 14% with "Eco Evo" function
- Anti-legionella and ABS safety system
- Titanshield technology for optimal tank protection
- T-MA function to face unexpected hot water needs
- Must be installed with unvented kit
- 5 Year Warranty

CODE	REF	SIZE	PRICE €
710506	3201491	50L Over Sink	
710508	3201492	80L Over Sink	
710509	3201493	100L Over Sink	

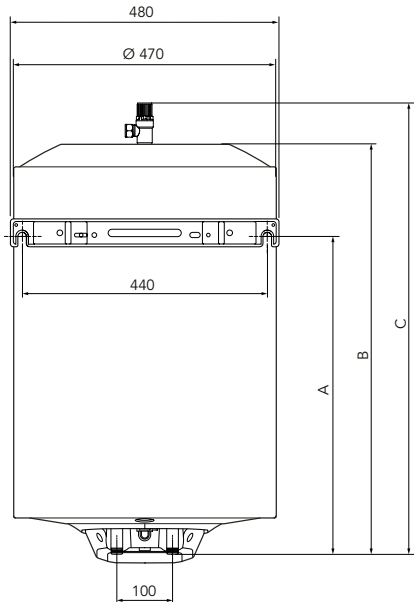
TECHNICAL DATA

CODE	710506 - 50L	710508 - 80L	710509 - 100L
Ref	3201491	3201492	3201493
Installation	Vertical	Vertical	Vertical
Power	3 kW	3 kW	3 kW
Voltage	230 - 240 V	230 - 240 V	230 - 240 V
Max Working Temperature (°C)	65	65	65
Heat-Up Time (ΔT=45°C)	60mins	97mins	128mins
Heat Dispersion at 65°C	0.92kWh/24h	1.25kWh/24h	1.43kWh/24h
V40 (Litres)	65	92	130
IP Protection	IPX3	IPX3	IPX3
ErP Class	B	B	B
ErP Tapping Profile	M	M	M
Weight When Empty (Kg)	17	22	26
Weight When Full (Kg) Heat	66	97	121
Heat Loss (kWh/24h)	0.917	1.253	1.434
Minimum Inlet Pressure (Rated Pressure)	12 bar	12 bar	12 bar
Maximum Design Pressure	6 bar	6 bar	6 bar
Set Operating Pressure Expansion Valve	6 bar	6 bar	6 bar
Pressure of the Expansion Vessel (bar)	3.5	3.5	3.5
Set Opening T&P Relief Valve (bar)	7	7	7
Capacity	49	75	95



DIMENSIONS

CODE		A	B	C
710506	50L	365mm	531mm	605mm
710508	80L	570mm	736mm	810mm
710509	100L	722mm	888mm	962mm



VELIS EVO - VELIS EVO WIFI - ELECTRIC STORAGE WATER HEATER

VELIS EVO

- Twin tank technology providing 16% more hot water
- Ultra slim - only 27cm deep
- "Eco Evo" function
- Best in class ErP rating
- Anti-legionella and ABS safety system
- Shower ready alerts on screen
- Fast re-heat times, shower ready in 50 minutes
- Must be installed with supplied unvented kit
- 5 Year Warranty



CODE	REF	SIZE	PRICE €
710570	3626305	45L	
710571	3626306	80L	

VELIS EVO WIFI

- Twin tank technology providing 16% more hot water
- Ultra slim - only 27cm deep
- "Eco Evo" function
- Best in class ErP rating
- Anti-legionella and ABS safety system
- Shower ready alerts on screen
- Fast re-heat times, shower ready in 50 minutes
- Must be installed with supplied unvented kit
- 5 Year Warranty



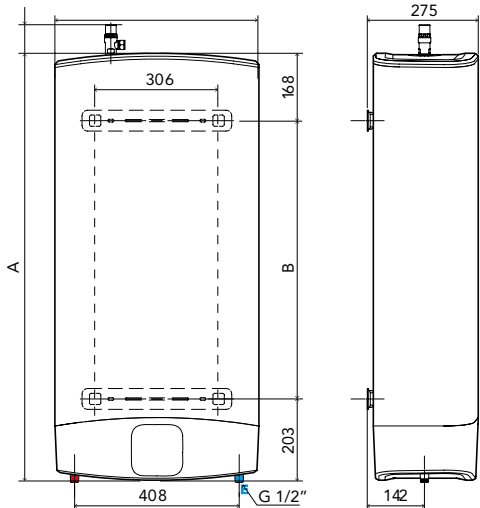
CODE	REF	SIZE	PRICE €
710572	3626307	45L	
710573	3626308	80L	

TECHNICAL DATA

	VELIS EVO		VELIS EVO WIFI	
Code	710570 - 45L	710571 - 80L	710572 - 45L	710573 - 80L
Ref	3626305	3626306	3626307	3626308
Installation	Vertical	Vertical	Vertical	Vertical
Power	1.5/1.5 kW	1.5/1.5 kW	3/3 kW	3/3 kW
Voltage	220 - 240 V	220 - 240 V	230 - 240 V	230 - 240 V
Frequency (Hz)	50/60	50/60	50/60	50/60
V40 (L)	77	115	77	115
IP Protection	IPX4	IPX4	IPX4	IPX4
Max Working Temp (°C)	65	65	65	65
ErP Rating	B	B	B	B
Tapping Profile	M	M	M	M
Aqua Ariston Net Compatibility	No	No	Yes	Yes
Heating Times (ΔT=45°C)	1h	1h52m	29m	1h32m
Standing Losses (kWh/24) @65 °C	0.96	1.32	0.96	1.32

DIMENSIONS VELIS EVO & VELIS EVO WIFI

SIZE	A	B
45L	776mm	405mm
80L	1251mm	880mm



SANKEL®

Chemical Treatments





Sankel Inhibitor

Gives longer protection to central heating systems.

- Double Concentrate
- Prevents limescale
- Reduces corrosion
- Extends system life
- Reduces fuel bills
- Increases efficiency
- Prevents cold spots



CODE	SIZE	BOX QTY	PRICE EACH €
771125	0.5 litre	12	

Sankel System Restorer

Ruthlessly eliminates magnetite from system.

- Double Concentrate
- Restores circulation
- Use in all systems
- Prepares for new pump installation
- Does not cause pin holing



CODE	SIZE	BOX QTY	PRICE EACH €
771129	0.5 litre	12	

Sankel Silencer

Helps reduce system and boiler noise.

- Double Concentrate
- Reduces system noise
- Improves heat transfer efficiency
- Compatible with Inhibitor
- Environmentally friendly
- Can be left in system permanently



CODE	SIZE	BOX QTY	PRICE EACH €
771128	0.5 litre	12	

Sankel Cleaner

Quick and effective neutral cleaner suitable for all boiler types.

- Double Concentrate
- Removes sludge
- Cleans flux residues
- Easy to use
- Compatible with all metals
- Non hazardous



CODE	SIZE	BOX QTY	PRICE EACH €
771124	0.5 litre	12	

Sankel Leak Sealer

Seals small difficult to access leaks.

- Double Concentrate
- Ideal to reduce pressure loss
- Seals most weeps and small leaks
- Saves costly drain downs
- No blockages on pumps



CODE	SIZE	BOX QTY	PRICE EACH €
771126	0.5 litre	12	

Sankel Power Flush

Cleans out system thoroughly.

- Double Concentrate
- Removes 'cold spots'
- Cleans system thoroughly
- Attacks stubborn and built up sludge
- Works with all Powerflush machines



CODE	SIZE	BOX QTY	PRICE EACH €
771127	0.5 litre	12	

Sankel Enersave

Heating System Improver.

- Double Concentrate
- Improves heat transfer efficiency
- Radiators heat up quicker
- Saves energy



CODE	SIZE	BOX QTY	PRICE EACH €
771131	0.5 litre	12	

Heavy Duty Drain Cleaner



CODE	SIZE	BOX QTY	PRICE EACH €
771037	1 litre	10	

Sankel Magnetic Central Heating Filter

Prevents breakdown in domestic central heating systems by identifying and retaining magnetite & non ferrous debris

CODE	SIZE	PRICE EACH €
771201K	¾"	
771202K	1"	
771203K	22mm	
771204K	28mm	



Sankel Mini Magnetic Central Heating Filter

CODE	SIZE	PRICE EACH €
771209K	¾"	
771210K	22mm	

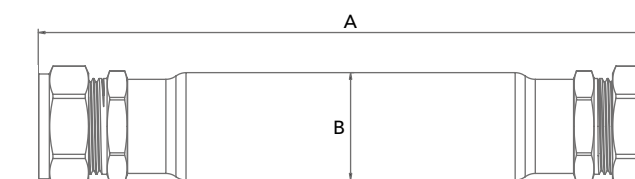


Sankel Limescale Reducer

- Offers full house protection against limescale build up
- No maintenance or servicing required
- No running costs involved
- Can be installed on horizontal and vertical pipework



CODE	SIZE	CONNECTION	TEMP.	PRESSURE	A. mm	B. mm	PRICE €
771213	½"	C x C	80°C	10 bar	180	ø32	
771214	¾"	C x C	80°C	10 bar	184	ø32	
771215	15mm	C x C	80°C	10 bar	182	ø32	
771216	22mm	C x C	80°C	10 bar	186	ø32	





Sanbra[®]

Underground
Products



Self-Tapping Saddles



CODE	MAIN PIPE	BRANCH PIPE	PRICE €
542701	63mm	20mm (1/2")	
542702	63mm	25mm (3/4")	
542704	90mm	20mm (1/2")	
542705	90mm	25mm (3/4")	
542707	110mm	20mm (1/2")	
542708	110mm	25mm (3/4")	
542710	160mm	20mm (1/2")	
542711	160mm	25mm (3/4")	
542713	180mm	20mm (1/2")	
542714	180mm	25mm (3/4")	



CODE	SIZE	BOX QTY	PRICE €
542721K	2" x 1/2" for Poly.	20	
542731K	3" x 1/2" for Poly.	15	
542741K	4" x 1/2" for Poly.	15	
542761K	6" x 1/2" for Poly.	10	

CODE	SIZE	BOX QTY	PRICE €
542623	2" x 3/4" for Poly.	15	
542633	3" x 3/4" for Poly.	15	
542643	4" x 3/4" for Poly.	12	
542663	6" x 3/4" for Poly.	10	

BSP Male Ended Saddles

CODE	SIZE	BOX QTY	PRICE €
542422K	2" x 3/4"	15	
542432K	3" x 3/4"	15	
542442K	4" x 3/4"	16	
542462K	6" x 3/4"	12	


Stopcocks

BS1010 Stopcock
Male B.S.P.



CODE	REF	SIZE	BOX QTY	PRICE €
540050	150	1/2"	20	
540100	150	3/4"	20	
540150	150	1"	10	

Stopcock for
Polythene CxC to
IS 134: 1977 &
IS 135: 1975



CODE	REF	SIZE	BOX QTY	PRICE €
540200	150	1/2"	20	
540250	150	3/4"	20	
540300	150	1"	10	

Gunmetal Adaptors

CODE	SIZE	BOX QTY	PRICE €
540322	3/4" FI x C 312 in Gunmetal	10	
540323	3/4" FI x C 381 in Gunmetal	10	

Gunmetal Accessories

CODE	SIZE	BOX QTY	PRICE €
540325	3/4" nut in Gunmetal	50	
540326	3/4" Copper Ring	100	
540330	1" Copper Ring	-	

Banjos

CODE	SIZE	PRICE €
542421	3/4" BSP	
540328	3/4" Copper Nut & Tail	
540327	1" Copper Nut & Tail	



Sanbra[®]
Solar

Solar Fittings Accessories

Solar Corrugated Pipe / Panel Connection Kit



CODE	DESCRIPTION	PRICE €
774023K	Includes - Four 3/4" B.S.P. nuts. - Four fibre washers - Four stainless steel crimp clips	

CODE	DESCRIPTION	PRICE €
774042	Solar Fibre Washer	



Solar Straight



CODE	DESCRIPTION	PRICE €
774036DN16	18mm compression straight with a 3/4" B.S.P. flat faced male end	
774037DN16	22mm compression straight with a 3/4" B.S.P. flat faced male end	

Solar Elbows



CODE	DESCRIPTION	PRICE €
774024DN16	18mm compression elbow with a 3/4" B.S.P. flat faced male end	
774035DN16	22mm compression elbow with a 3/4" B.S.P. flat faced male end	

Flat Faced Tee



CODE	DESCRIPTION	PRICE €
774026DN16	3/4" x 3/4" x 3/4" B.S.P. Flat Face Tee piece.	

Smooth Tube Adaptor



CODE	DESCRIPTION	PRICE €
774025DN16	22mm smooth tube adaptor with a 3/4" B.S.P. flat faced end	

Flat Face Nipple



CODE	DESCRIPTION	PRICE €
774031DN16	3/4" B.S.P. Flat Face Nipple	

Check Valves



CODE	DESCRIPTION	PRICE €
774033	3/4" Check valve with brass disc	
774034	1" Check valve with brass disc	

Plumbing Tools & Accessories



PTFE Tape



CODE	DESCRIPTION	BOX QTY	PRICE €
771049	0.3g/cm3, 0.075mm x 12mm x 10mm	250	
771050	Gas PTFE Tape	250	

Powerflow Products



CODE	DESCRIPTION	BOX QTY	PRICE €
771045	3mm x 500g leaded solder wire	20/250	
771047	100g tube of flux	20	
771048	350g tube of flux	10	

Bosswhite Pipe Jointing Compound



CODE	DESCRIPTION	BOX QTY	PRICE €
771038	400g	20	

Fire Cement

CODE	DESCRIPTION	BOX QTY	PRICE €
771033	Colour black	12	



Hemp 200g



CODE	BOX QTY	PRICE €
771035	24	

Wire Wool

CODE	BOX QTY	PRICE €
771036	12	



Pipe Lubricant

CODE	DESCRIPTION	BOX QTY	PRICE €
771034	1 Litre	12	



Gel PVC Cement

CODE	DESCRIPTION	BOX QTY	PRICE €
771032	250ml	24	



BS EN 14680 KM 58928G
BS EN 14814 KM 61005E



Vortex Pro Brazing Torch

CODE	QUANTITY	PRICE €
771369	1	



Brazing Torch Pack

CODE	DESCRIPTION	PRICE €
771342	Incl. 3 burner tubes & 450g MAP-EX Gas Cylinder	
771343	Incl. 3 burner tubes & 400g Propane Gas Cylinder	



Gas Cylinder

CODE	DESCRIPTION	PRICE €
771341	Mix Pro Gas/Map-X 450g VG1	
771345	Propane/Butane Gas 400g VG2	



Vortex Solder Mat

CODE	DESCRIPTION	PRICE €
771370	600g Vortex Solder Mat 10" x 10"	



Silicone Spray

CODE	DESCRIPTION	PRICE €
771346	Silicone Spray 400ml	



Arctic Spray

CODE	DESCRIPTION	PRICE €
771305	Arctic Spray Can 200ml 8-15mm ZE1	
771306	Arctic Sprasy Can 415ml 8-28mm AS2	



Sleepsafe Carbon Monoxide Alarm

CODE	DESCRIPTION	PRICE €
771347	Sleepsafe CO Alarm Sealed Battery 10 Year	



Silweld Silicone Repair Tape

CODE	DESCRIPTION	PRICE €
771368	Silweld Silicone Repair Tape	



Hayes Holdtite Flat Tap

CODE	DESCRIPTION	PRICE €
771353	1/2" - 5 Pack	
771354	3/4" - 5 Pack	
771355	3/8" - 5 Pack	



Oval Syphon Diaphragm

CODE	DESCRIPTION	PRICE €
771356	5 Pack	



Round Syphon Diaphragm Washer

CODE	DESCRIPTION	PRICE €
771357	4 1/2" - 5 Pack	



Braided Glass Yarn

CODE	DESCRIPTION	PRICE €
771363	6mm x 5m	
771364	6mm x 10m	
771365	10mm x 5m	
771366	10mm x 10m	
771367	12mm x 5m	



Basin Poly Washer

CODE	DESCRIPTION	PRICE €
771348	1 1/4" - 5 Pack	



Sink Poly Washer

CODE	DESCRIPTION	PRICE €
771349	1 1/2" - 5 Pack	
771350	1 1/4" - 5 Pack	



Poly Pillar Tap Washer

CODE	DESCRIPTION	PRICE €
771351	1/2" - 5 Pack	
771352	3/4" - 5 Pack	



Shower Hose Washer

CODE	DESCRIPTION	PRICE €
771358	1/2" - 5 Pack	



Flexible Tap Connector Washer

CODE	DESCRIPTION	PRICE €
771359	1/2" - 10 Pack	
771360	3/4" - 10 Pack	



Fibre Pump Washer

CODE	DESCRIPTION	PRICE €
771361	2 Pack	



Ballvalve Diaphragm Washer

CODE	DESCRIPTION	PRICE €
771362	1 1/4" - 5 Pack	



Radiator Key Clock Type

CODE	BOX QTY	PRICE €
771093	L	



Radiator Keys

CODE	BOX QTY	PRICE €
771092	L	



Chrome Radiator Extension Piece

CODE	SIZE	PACK QTY	PRICE €
770982	20mm	25	
770983	25mm	25	
770984	30mm	25	
770985	40mm	25	
770986	50mm	10	
770987	60mm	10	
770988	80mm	10	
770995	100mm	10	



076 Instantor® Spanners



CODE	SIZE	PRICE €
900010	½" x ¾" Spanner	
900020	1" Spanner	

Standard Basin Spanner

CODE	PRICE €
771080	



Swivel Basin Spanner



CODE	PRICE €
771081	


Pipe Reamer

CODE	SIZE	BOX QTY	PRICE €
IP20010	16mm – 26mm	40	
IP20011	20mm – 32mm	30	



General Spanners

CODE	SIZE	PRICE €
900030	Saddle key	
900031	Water key	
900032	Immersion crank-type spanner	



Pipe Cutter

CODE	SIZE	BOX QTY	PRICE €
IP20016	Up to 32mm		
IP20009	Up to 63mm		



Copper Tube Cutter

CODE	DESCRIPTION	PRICE €
900115	Pipe slice ½" copper tube cutters	
900121	Pipe slice ¾" copper tube cutters	
900123	Pipe slice 1" copper tube cutters	
900122	Pipe slice 22mm copper tube cutters	
900117	Pipe slice 28mm	
900124	Spare Cutting Wheel	



CLIPACORE
The Clip Release Revolution

Quick Release System

CODE	DESCRIPTION	PRICE
QCCA	Core Adaptor Fits onto your existing Core bits or extension bars	
QCDA	Drill Adaptor Fits onto your existing SDS, HEX Arbors or extension bars	
QCQRC	Quick Release Clips (5 PACK)	
QCKOT	Knock Out Tool	



Xpresscut Pro

CODE	DESCRIPTION	PRICE
QCXPP	Clipacore Xpresscut Pro Case Kit	
QCP22	22mm Xpresscut Core Bit – Prevents blowing the brickface or render wall compared to an SDS drill bit on hammer action	
QCP28	28mm Xpresscut Core Bit – Prevents blowing the brickface or render wall compared to an SDS drill bit on hammer action	
QCP42	42mm Xpresscut Core Bit – Suitable for use with 32mm solvent weld waste pipe elbow	
QCP52	52mm Xpresscut Core Bit – Suitable for use with 40mm solvent weld waste pipe elbow and pipe snug wall fitting	
QCP78	78mm Xpresscut Core Bit – Suitable for use with insulated condense pipe (32mm waste pipe & 19mm wall thickness insulation)	
QCP127	127mm Xpresscut Core Bit – Suitable for use with boiler flue pipes	
QCP152	152mm Xpresscut Core Bit – Suitable for use with boiler flue pipe	

Clipacore XPRESSCUT PRO is a 23 Piece Professional dry diamond core kit.



Condensemate

CODE	DESCRIPTION	PRICE
QCDCCON	Condensemate	

Clipacore Condensemate puts you in control when upgrading from overflow pipe to 32mm waste pipe (or larger).



Duocut

CODE	DESCRIPTION	PRICE
QCDC	Duocut Adaptor	



Xpresscut Micro

CODE	DESCRIPTION	PRICE
QCXPM6	6mm Xpresscut Micro Core Bit	
QCXPM7	7mm Xpresscut Micro Core Bit	



Pipe Support Brackets



Talon Single Hinged Snap-Over Clips



CODE	SIZE	PACK QTY	PRICE €
695110T	15mm	100	
695120T	22mm	100	
695130T	28mm	100	

Talon EZ Joist Clips



CODE	SIZE	PACK QTY	PRICE €
695201T	15mm	100	
695202T	22mm	100	

Talon Flex Hinge Snap-Over Clips



CODE	SIZE	PACK QTY	PRICE €
695131T	15mm - 16mm	100	
695133T	19mm - 21mm	100	
695135T	25mm - 27.4mm	100	
695137T	31.08mm - 35mm	100	

No.2 Galvanized Steel Clips



CODE	SIZE	PACK QTY	PRICE EACH €
621000PK	3/8"	100	
621010PK	1/2"	100	
621020PK	3/4"	100	
621030PK	1"	100	
621040PK	1 1/4"	100	
621050PK	1 1/2"	50	
621060PK	2"	50	

No.16 Saddle Bands



CODE	SIZE	PACK QTY	PRICE EACH €
662302PK	15mm	100	
662300PK	22mm	100	
662301PK	28mm	100	

No.36 Cast Brass Screw-On Brackets



CODE	SIZE	PACK QTY	PRICE EACH €
673010PK	15mm	100	
673020PK	22mm	50	
673030PK	28mm	50	
673040PK	35mm	25	
673050PK	42mm	25	
673060PK	54mm	25	
673070PK	67mm	10	
673080PK	76mm	20	
673011 PK	15mm CP	-	
673021 PK	22mm CP	-	
673031 PK	28mm CP	-	

No.47/G Brass Single Rings 10mm with Boss



CODE	SIZE	PACK QTY	PRICE EACH €
673320PK	22mm	50	
673330PK	28mm	50	
673340PK	35mm	25	
673350PK	42mm	25	
673360PK	54mm	25	

No.53 Brass Back Plate



CODE	DESCRIPTION	PACK QTY	PRICE EACH €
673802PK	10mm Male Metric Boss	100	
673801PK	10mm Female Metric Boss	100	

No.60 Rubber Lined Clips



CODE	SIZE	PACK QTY	PRICE EACH €
673408	13mm to 16mm	25	
673414	15mm to 19mm	25	
673420	20mm to 25mm	25	
673426	26mm to 30mm	25	
673432	32mm to 36mm	25	
673440	38mm to 43mm	10	
673454	54mm to 58mm	10	
673490	107mm to 112mm	10	
673491	113mm to 118mm	10	

No.90 Snap-In Plastic Clips



CODE	SIZE	PACK QTY	PRICE EACH €
695010PK	15mm	100	
695020PK	22mm	100	
695030PK	28mm	100	

No.92 Nail-In Clips



CODE	SIZE	PACK QTY	PRICE EACH €
695060PK	7mm	100	
695061PK	10mm	100	
695062PK	15mm	100	
695063PK	22mm	100	
695064PK	28mm	100	

No.93 Snap-Over Clips



CODE	SIZE	PACK QTY	PRICE EACH €
695110PK	15mm	100	
695120PK	22mm	100	
695130PK	28mm	100	

Cylinder & Tank Jackets



Cylinder Jackets

Hotcoat Economy Cylinder Jackets
60mm - 1978



CODE	SIZE	PACK QTY	PRICE €
920200	30 x 18 (4 Panel)	5	
920201	36 x 18 (4 Panel)	5	
920202	42 x 18 (4 Panel)	5	

Hotcoat Kitemarked Cylinder
Jackets 80mm - NIHE



CODE	SIZE	PACK QTY	PRICE €
920210	30 x 18 (4 Panel)	5	
920211	36 x 18 (4 Panel)	5	
920212	42 x 18 (4 Panel)	5	

Tank Jackets

Cold Water Storage Tank Jackets
Hotcoat Superstandard 60mm
with Insulated Lid



CODE	SIZE	PACK QTY	PRICE €
920220	18 x 12 x 12 - 10 Gallon Jacket	25	
920223	29 x 22 x 22 - 40 Gallon Jacket	5	
920221	48 x 24 x 24 - 70 Gallon Jacket	5	
920222	64 x 24 x 20	-	

Cold Water Storage Tank Jackets
(Hotcoat Deluxe 80mm with Insulated Lid)



CODE	SIZE	PACK QTY	PRICE €
920230	18 x 12 x 12 10 Gallon Jacket	25	
920233	29 x 22 x 22 40 Gallon Jacket	5	
920231	48 x 24 x 24 70 Gallon Jacket	5	



 **EIRLINE**[®]

KITCHEN SINK & TAP COLLECTION

Premium range of kitchen sinks and taps, designed to last in any home.

The Eirline brand has been providing quality sinks and taps for over 40 years, with a focus on creating products that combine both style and functionality. The range has grown to become a leader in the marketplace, offering the perfect blend of traditional and modern styles. Our commitment to quality ensures that each product is made to the highest standards.

When it comes to choosing a sink and tap for the perfect kitchen, you can trust Eirline to provide a wide range of options. Whether you are looking for a modern, statement-making tap, a traditional one to suit a country cottage-style kitchen, or a pull-out tap for efficient and practical cleaning, Eirline has you covered. Our range is designed to suit all tastes and needs, so you can be sure to find the perfect option for your home.

Eirline's commitment to exceptional quality and design also means that our sinks and taps will give you the perfect finishing touch for your home.

Attention to detail and use of the latest technologies ensures that each product is both beautiful and highly functional. From stylish designs, to long-lasting durability, an Eirline sink and tap will be the perfect choice for your home.

Dual Lever Taps



IVY Black 5005B



IVY

The IVY's elegant swan neck swivel spout & striking levers makes it the breakout star when choosing your next tap. Choose from one of five superb colour finishes to bring sophisticated aesthetics to your kitchen.



Chrome 5005CM



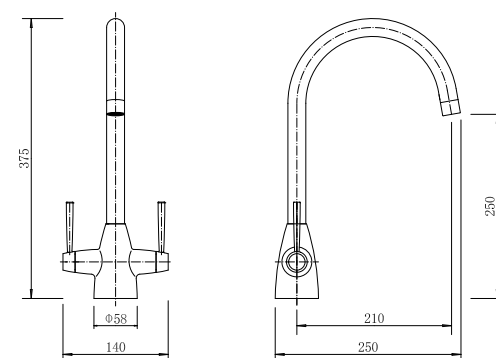
Copper 5005BC



Brushed Brass 5005BB



Brushed Chrome 5005BF



Finish	Code
Chrome	5005CM
Black	5005B
Brushed Chrome	5005BF
Brushed Brass	5005BB
Copper	5005BC

Technical Information

Min Pressure	0.2 Bar
Overall Height	375mm
Spout Exit Reach	210mm



INGO Chrome 5008CM



IDA Chrome 5002CM

INGO

Up the wow factor with clean lines and a square design, the INGO is a contemporary tap which will pair well with most sinks. The square levers and base blend seamlessly with the slim swivel spout, available in two colour finishes.

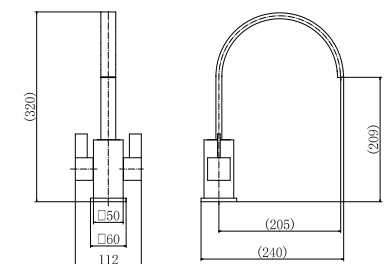
Finish	Code
Chrome	5008CM
Brushed Chrome	5008BF

Technical Information

Min Pressure	0.2 Bar
Overall Height	320mm
Spout Exit Reach	205mm



Brushed Chrome 5008BF



IDA

Make a statement in any modern or contemporary kitchen with the striking IDA tap. Style and personality characterise this unique tap design, ideal for a finishing touch with a refined taste.

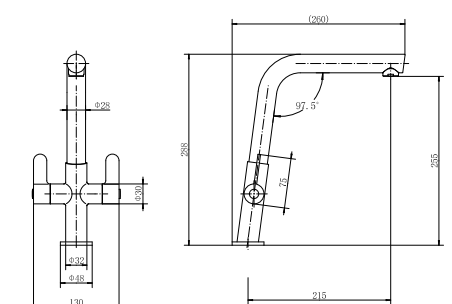
Finish	Code
Chrome	5002CM
Brushed Chrome	5002BF

Technical Information

Min Pressure	0.2 Bar
Overall Height	288mm
Spout Exit Reach	215mm



Brushed Chrome 5002BF





NOA Copper 5006BC



NOA

The NOA twin lever tap is a firm favourite for creating a focal point in a kitchen. The graceful swan neck swivel spout, rounded pillar base & choice of five colour finishes will accentuate the tap in any kitchen setting.



Black 5006B



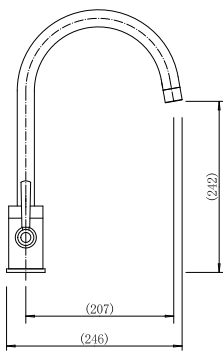
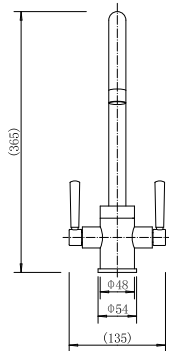
Brushed Brass 5006BB



Brushed Chrome 5006BF



Chrome 5006CM



Finish	Code
Chrome	5006CM
Black	5006B
Brushed Chrome	5006BF
Brushed Brass	5006BB
Copper	5006BC

Technical Information	
Min Pressure	0.2 Bar
Overall Height	362mm
Spout Exit Reach	208mm



ODA Brushed Chrome 5001BF



ODA

The modern angular design of the ODA tap makes it a unique one. The simplicity of the paddle style levers and the tall neck design makes it a perfect choice for a practical yet central feature of any kitchen. Choose from five exquisite colour finishes.



Black 5001B



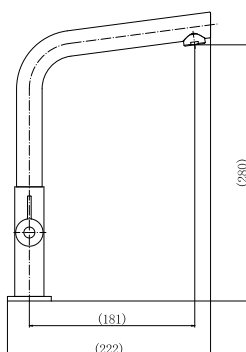
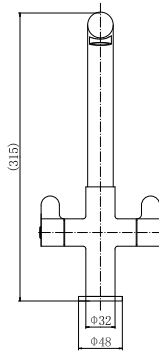
Brushed Brass 5001BB



Copper 5001BC



Chrome 5001CM



Finish	Code
Chrome	5001CM
Black	5001B
Brushed Chrome	5001BF
Brushed Brass	5001BB
Copper	5001BC

Technical Information	
Min Pressure	0.2 Bar
Overall Height	315mm
Spout Exit Reach	181mm



ISAK Black 5012B



ISAK

Traditional meets modern. The ISAK tap combines the classic style cross head handles with a sleek & modern swivel spout that creates a more square appearance. Available in four finishes that will suit both traditional and contemporary style kitchens.



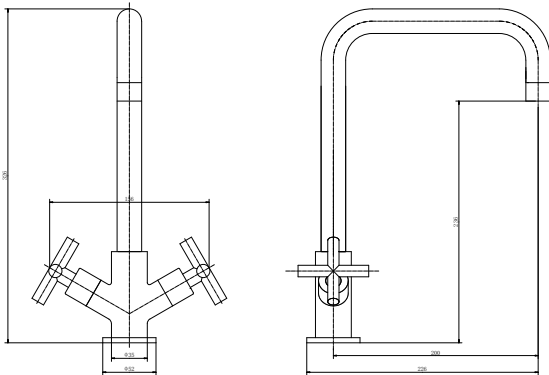
Brushed Brass 5012BB



Brushed Chrome 5012BF



Chrome 5012CM



Finish	Code
Chrome	5012CM
Black	5012B
Brushed Chrome	5012BF
Brushed Brass	5012BB

Technical Information

Min Pressure	0.2 Bar
Overall Height	326mm
Spout Exit Reach	200mm



ELSA Brushed Brass 5009BB



ELSA

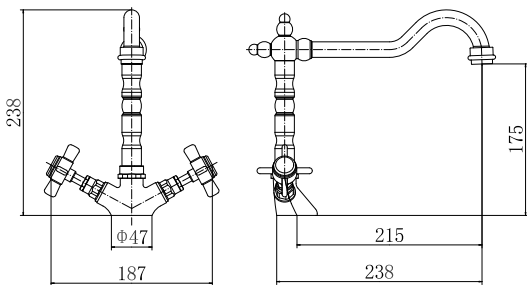
The smart and classic design of the ELSA tap will make this the centrepiece of your kitchen. With three different colour finishes to choose from, you will have a tap that will perfectly blend with ceramic sinks or a more traditional style kitchen.



Copper 5009BC



Chrome 5009CM



Finish	Code
Chrome	5009CM
Brushed Brass	5009BB
Copper	5009BC

Technical Information

Min Pressure	0.2 Bar
Overall Height	238mm
Spout Exit Reach	215mm



ALMA Chrome 5003CM



ALMA

An extravagant and beautifully designed classic tap with modern functionality. Offering a choice of Brushed Brass, Chrome or Brushed Chrome finishes, it is the perfect addition to compliment ceramic sinks for a more traditional styled kitchen.

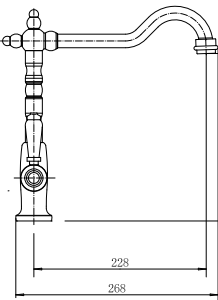
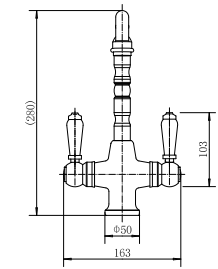


Brushed Brass 5003BB
Brushed Chrome 5003BF

Finish	Code
Chrome	5003CM
Brushed Chrome	5003BF
Brushed Brass	5003BB

Technical Information

Min Pressure	0.2 Bar
Overall Height	280mm
Spout Exit Reach	228mm

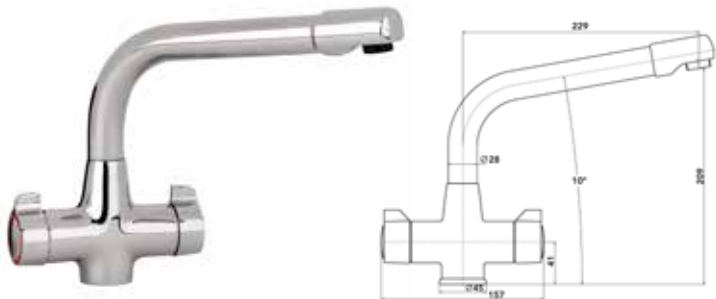


SOFIA

Finish	Code
Chrome	580314

Technical Information

Min Pressure	0.2 Bar
Overall Height	242mm
Spout Exit Reach	229mm



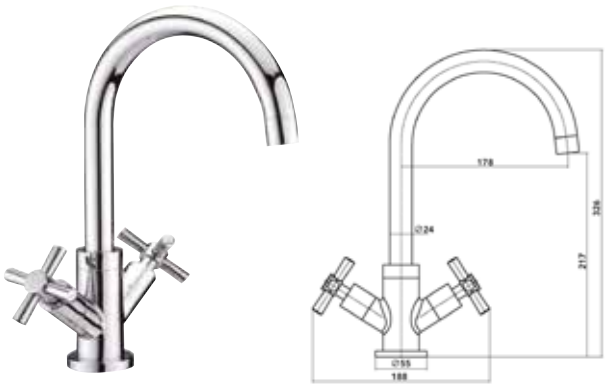
Chrome 580314

GABI

Finish	Code
Chrome	580077

Technical Information

Min Pressure	0.2 Bar
Overall Height	326mm
Spout Exit Reach	178mm



Chrome 580077

FREYA

Finish	Code
Chrome	580084
Brushed Chrome	580083

Technical Information

Min Pressure	0.5 Bar
Overall Height	345mm
Spout Exit Reach	176mm



Chrome 580084

Brushed 580083

EDEN

Enhance a traditional kitchen with the stylish victorian swan neck tap. While classic in style, the EDEN remains modern in performance. With a swan neck swivel spout and timeless ceramic white handles it is easy to see why this is a popular favourite for many.

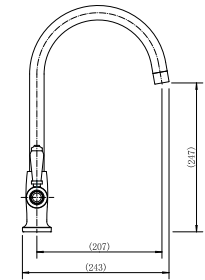
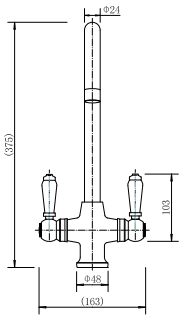


Chrome 5004CM

Finish	Code
Chrome	5004CM
Brushed Chrome	5004BF

Technical Information

Min Pressure	0.2 Bar
Overall Height	177mm
Spout Exit Reach	197mm



EDEN Brushed Chrome 5004BF



BELLA

Finish	Code
Chrome	580080
Brushed Chrome	580082
Black	580086

Technical Information

Min Pressure	0.5 Bar
Overall Height	322mm
Spout Exit Reach	178mm



Chrome 580080

Brushed 580082

Black 580086



Chrome 580316

DARCY

Finish	Code
Chrome	580316



Technical Information	
Min Pressure	0.2 Bar
Overall Height	388mm
Spout Exit Reach	214mm



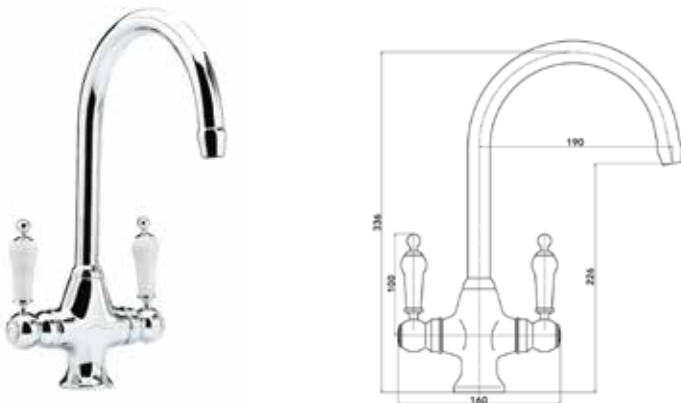
Chrome 580324

BRANDON

Finish	Code
Chrome	580324



Technical Information	
Min Pressure	0.2 Bar
Overall Height	345mm
Spout Exit Reach	190mm



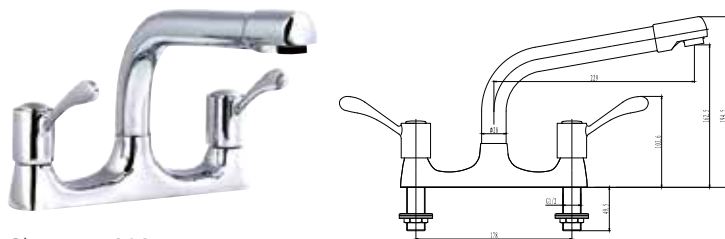
Chrome 580304

DASHWOOD

Finish	Code
Chrome	580304



Technical Information	
Min Pressure	0.2 Bar
Overall Height	336mm
Spout Exit Reach	190mm



Chrome 598054

SIENNA

Finish	Code
Chrome	598054



Technical Information	
Min Pressure	0.2 Bar
Overall Height	195mm
Spout Exit Reach	229mm

Single Lever Taps



ELI Black 5007B

ELI

The Eli tap is highly desirable, it stands tall & strong combining reliable performance with timeless style. The single lever allows perfect control of temperature and flow, paired with the sleek round swivel spout, this tap will bring a truly modern feel to any kitchen.



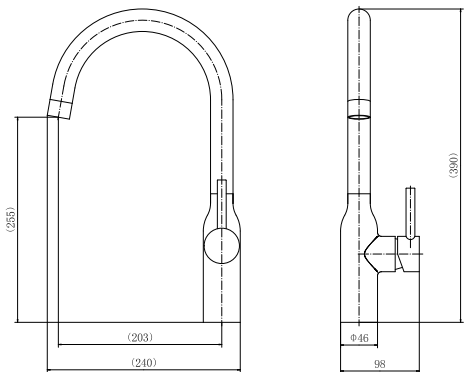
Brushed Brass 5007BB

Copper 5007BC



Brushed Chrome 5007BF

Chrome 5007CM

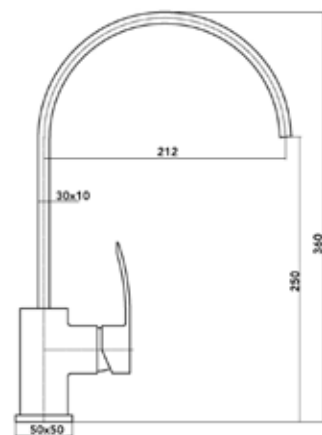


Finish	Code
Chrome	5007CM
Black	5007B
Brushed Chrome	5007BF
Brushed Brass	5007BB
Copper	5007BC

Technical Information	
Min Pressure	0.2 Bar
Overall Height	390mm
Spout Exit Reach	203mm



Chrome 580075



NICOLE



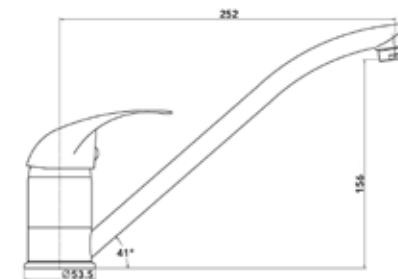
Finish	Code
Chrome	580075

Technical Information

Min Pressure	0.5 Bar
Overall Height	360mm
Spout Exit Reach	212mm



Chrome 580306



SERENA



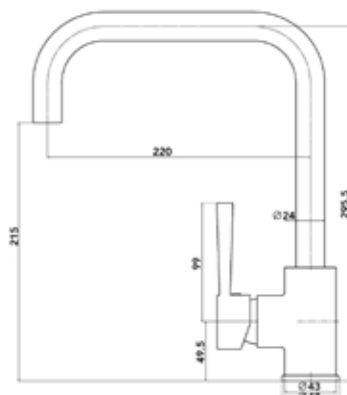
Finish	Code
Chrome	580306

Technical Information

Min Pressure	0.2 Bar
Overall Height	184mm
Spout Exit Reach	252mm



Chrome 580381



VALENTINA



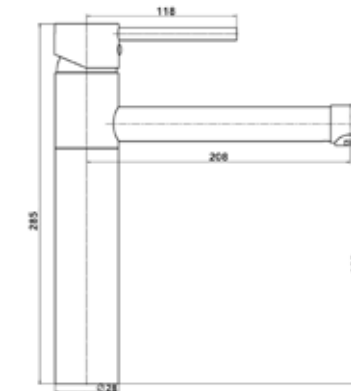
Finish	Code
Chrome	580381

Technical Information

Min Pressure	0.2 Bar
Overall Height	296mm
Spout Exit Reach	220mm



Chrome 580371



ALVA



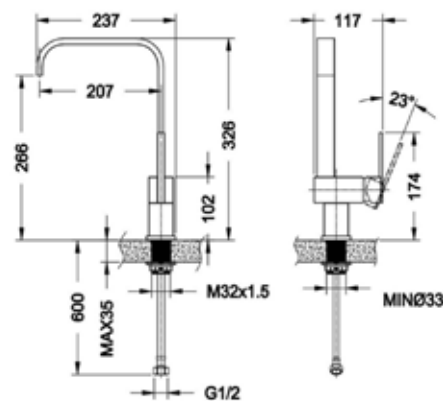
Finish	Code
Chrome	580371

Technical Information

Min Pressure	0.2 Bar
Overall Height	285mm
Spout Exit Reach	208mm



Chrome 580071



MIA



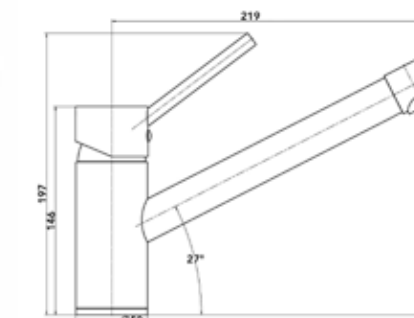
Finish	Code
Chrome	580071

Technical Information

Min Pressure	0.5 Bar
Overall Height	326mm
Spout Exit Reach	207mm



Chrome 580372



ALVA MINI



Finish	Code
Chrome	580372

Technical Information

Min Pressure	0.2 Bar
Overall Height	197mm
Spout Exit Reach	219mm

Pull-Out Taps



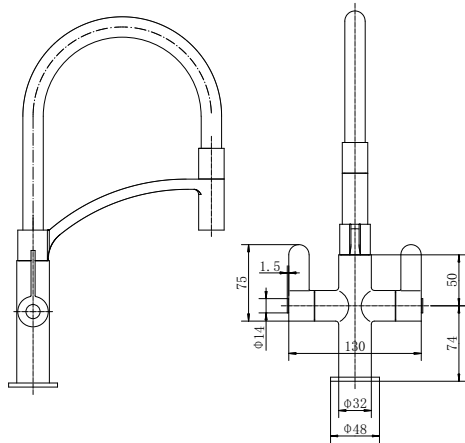
RAYNE Black 5010B

RAYNE

The RAYNE tap features a pull out flexible hose that gives you more control and makes washing and rinsing a breeze. Choose the black finish for a sleek and stylish look or a chrome finish that will compliment many features of a modern kitchen.



Chrome 5010CM



Finish	Code	
Chrome	5010CM	
Black	5010B	

Technical Information

Min Pressure	1.0 Bar
Overall Height	438mm
Spout Exit Reach	230mm



FELIX Brushed Chrome 5011BF

FELIX

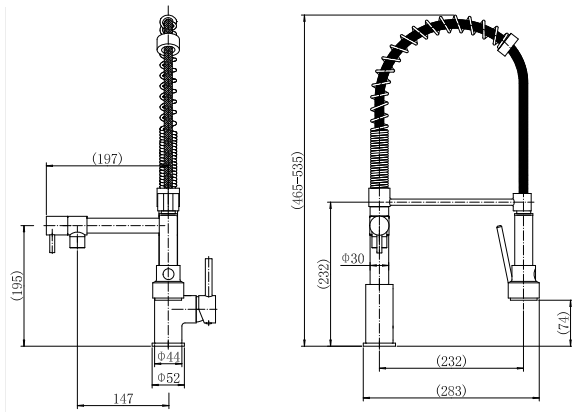
The Felix tap is the number one choice when it comes to professionalism in the kitchen. The pull out spout and flexible hose makes it convenient for daily use and reaching any area of the sink. However, the practical functionality does not take away from the timeless design of the tap, with colours available in Chrome, Brushed Chrome & Black, there is an option to suit any home decor.



Black 5011B



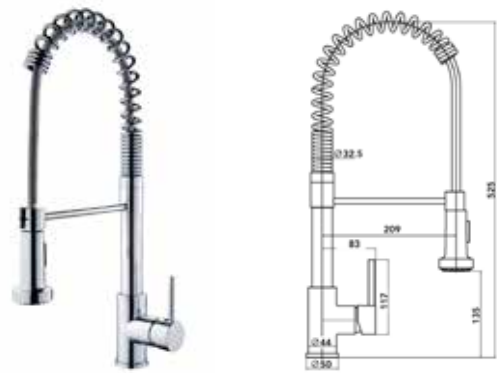
Chrome 5011CM



Finish	Code	
Chrome	5011CM	
Black	5011B	
Brushed Chrome	5011BF	

Technical Information

Min Pressure	1.0 Bar
Overall Height	535mm
Spout Exit Reach	232mm



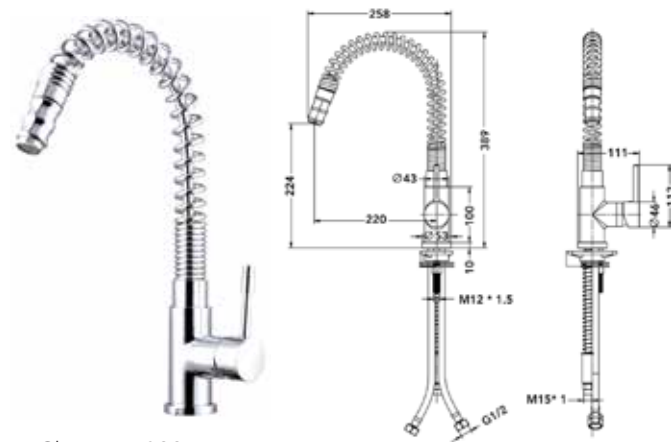
Chrome 580073

ROSA

Finish	Code
Chrome	580073

Technical Information

Min Pressure	1.0 Bar
Overall Height	525mm
Spout Exit Reach	209mm



Chrome 580076

LILLY

Finish	Code
Chrome	580076

Technical Information

Min Pressure	1.0 Bar
Overall Height	389mm
Spout Exit Reach	220mm



Chrome 580072

LUCIA

Finish	Code
Chrome	580072

Technical Information

Min Pressure	1.0 Bar
Overall Height	395mm
Spout Exit Reach	219mm



Chrome 580307

ADELE

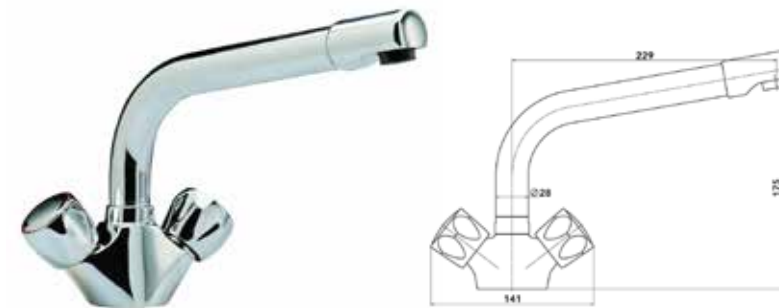
Finish	Code
Chrome	580307

Technical Information

Min Pressure	1.0 Bar
Overall Height	185mm
Spout Exit Reach	195mm



Contract Taps



Chrome 580333

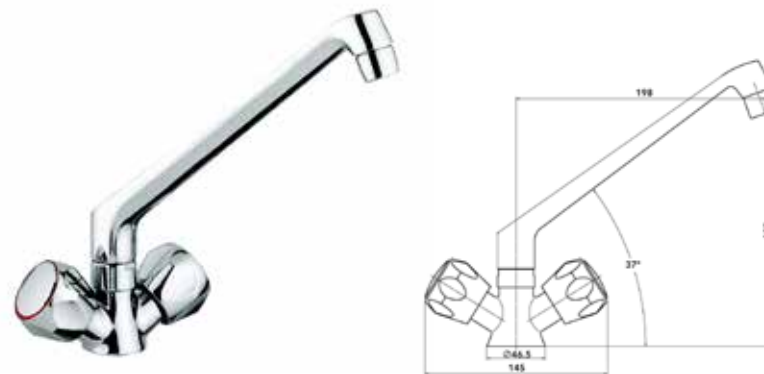
GINA



Finish	Code
Chrome	580333

Technical Information

Min Pressure	0.2 Bar
Overall Height	207mm
Spout Exit Reach	229mm



Chrome 580020

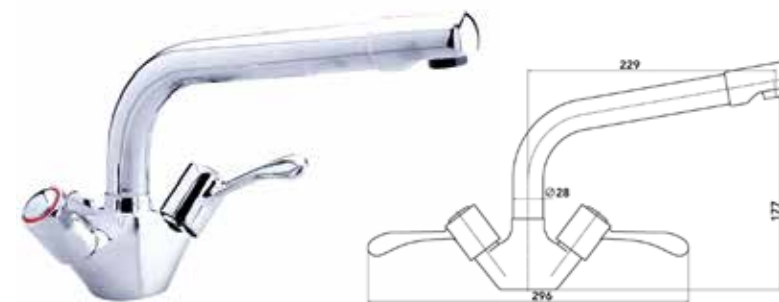
EDITH



Finish	Code
Chrome	580020

Technical Information

Min Pressure	0.2 Bar
Overall Height	228mm
Spout Exit Reach	198mm



Chrome 598050

IRIS

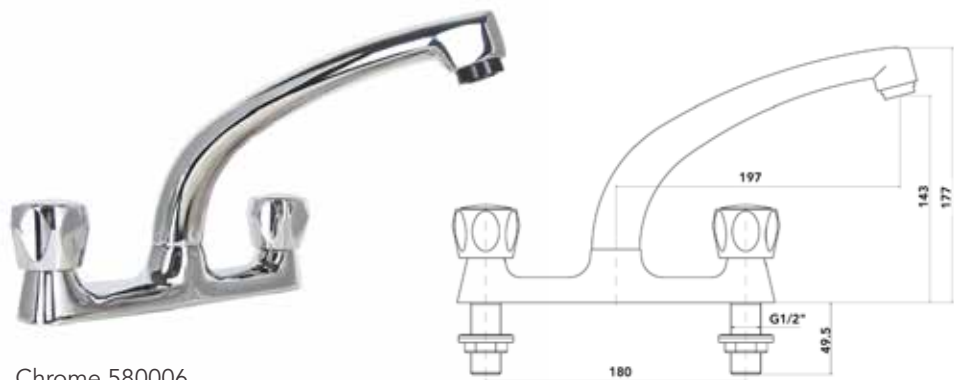


Finish	Code
Chrome	598050

Technical Information

Min Pressure	0.2 Bar
Overall Height	210mm
Spout Exit Reach	229mm

LUNA



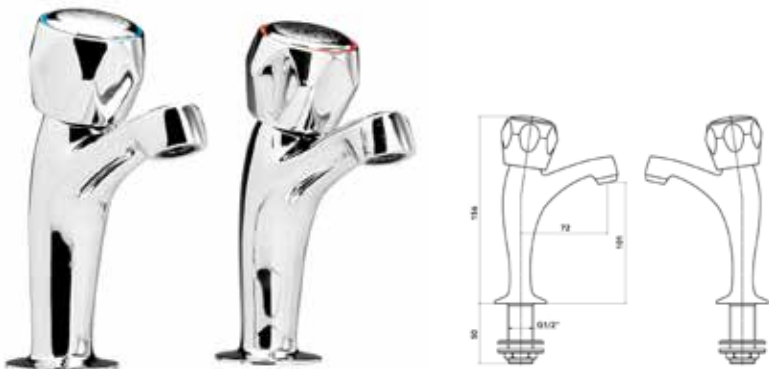
Chrome 580006

Finish	Code
Chrome	580006

Technical Information

Min Pressure	0.2 Bar
Overall Height	177mm
Spout Exit Reach	197mm

JOLINE



Chrome 580003

Finish	Code
Chrome	580003

Technical Information

Min Pressure	0.2 Bar
Overall Height	156mm
Spout Exit Reach	72mm

ESTER



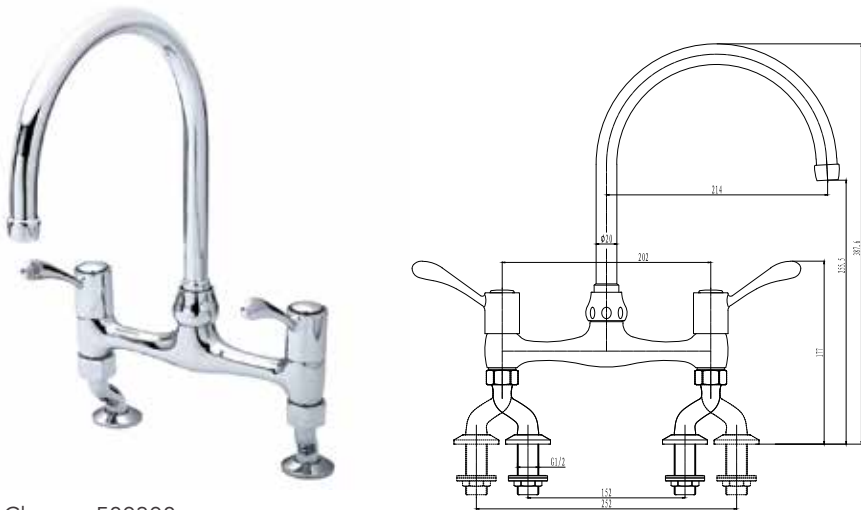
Chrome 598053

Finish	Code
Chrome	598053

Technical Information

Min Pressure	0.2 Bar
Overall Height	173mm
Spout Exit Reach	72mm

CRAWFORD



Chrome 580308

Finish	Code
Chrome	580308

Technical Information

Min Pressure	0.2 Bar
Overall Height	388mm
Spout Exit Reach	214mm

FILTER TAP



TAP Chrome 710516

Finish	Code
Chrome	710516

Technical Information

Min Pressure	0.2 Bar
Overall Height	240mm
Spout Exit Reach	120mm

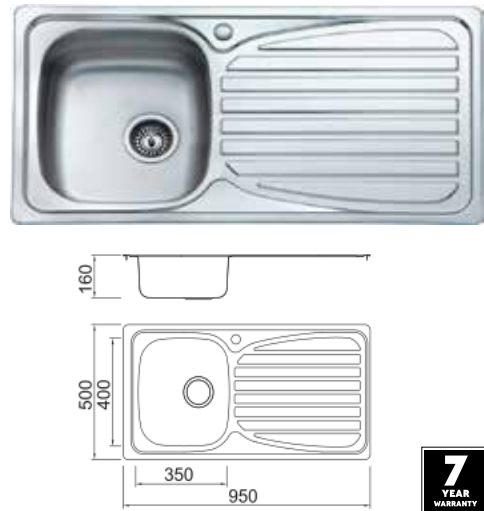


EIRLINE®
KITCHEN SINKS



COMPACT

Code	610420K
Overall Size	800 x 480mm
Main Bowl Size	350 x 400 x 160mm
Second Bowl Size	N/A
Min Base Unit	450mm
Material	0.6mm S/S 304
Finish	Satin Brushed



STANDARD

Code	611100K
Overall Size	950 x 500mm
Main Bowl Size	340 x 400 x 160mm
Second Bowl Size	N/A
Min Base Unit	450mm
Material	0.7mm S/S 304
Finish	Satin Brushed



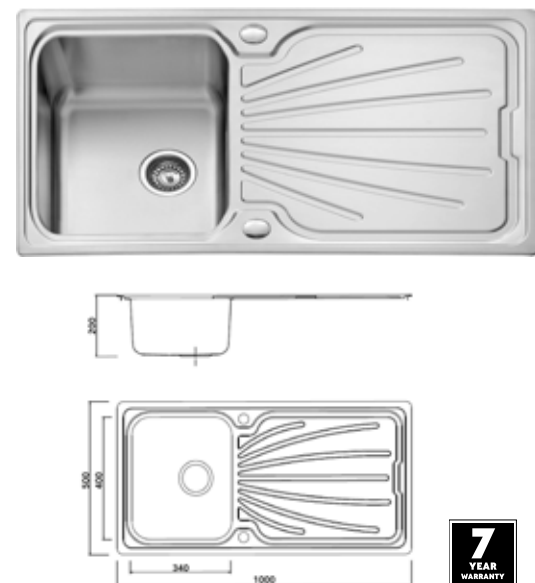
1.5 BOWL

Code	611255K
Overall Size	950 x 500mm
Main Bowl Size	350 x 400 x 160mm
Second Bowl Size	165 x 295 x 130mm
Min Base Unit	600mm
Material	0.7mm S/S 304
Finish	Satin Brushed



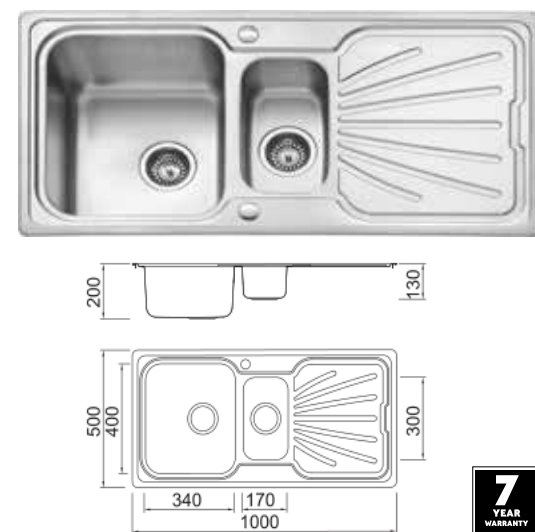
XL

Code	610423K
Overall Size	1000 x 500mm
Main Bowl Size	500 x 400 x 210mm
Second Bowl Size	N/A
Min Base Unit	600mm
Material	0.8mm S/S 304
Finish	Satin Brushed



STANDARD

Code	610424K
Overall Size	1000 x 500mm
Main Bowl Size	350 x 400 x 200mm
Second Bowl Size	N/A
Min Base Unit	450mm
Material	0.8mm S/S 304
Finish	Satin Brushed



1.5 BOWL


Code	610425K
Overall Size	1000 x 500mm
Main Bowl Size	350 x 400 x 200mm
Second Bowl Size	170 x 300 x 130mm
Min Base Unit	600mm
Material	0.8mm S/S 304
Finish	Satin Brushed

ROUND BOWL



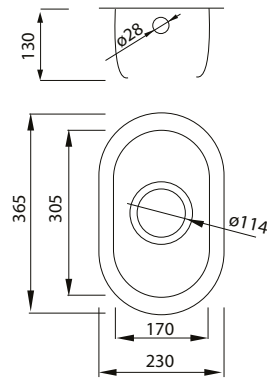
Code	610419K
Overall Size	450mm
Main Bowl Size	380 x 145mm
Second Bowl Size	N/A
Min Base Unit	480mm
Material	0.8mm S/S 304
Finish	Satin Brushed

ROUND DRAINER



Code	610427K
Overall Size	450mm
Main Bowl Size	380 x 45mm
Second Bowl Size	N/A
Min Base Unit	480mm
Material	0.8mm S/S 304
Finish	Satin Brushed

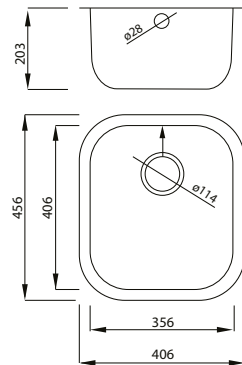
Code	611161K
Overall Size	230 x 365mm
Main Bowl Size	170 x 305 x 130mm
Second Bowl Size	N/A
Min Base Unit	300mm
Material	1mm S/S 304
Finish	Satin Brushed



SF15



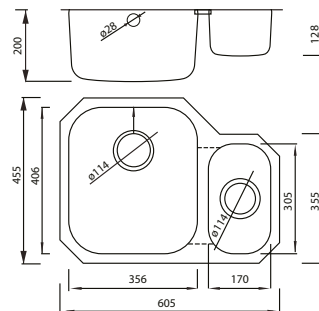
Code	611160K
Overall Size	406 x 456mm
Main Bowl Size	356 x 406 x 203mm
Second Bowl Size	N/A
Min Base Unit	500mm
Material	1mm S/S 304
Finish	Satin Brushed



SF35



Code	611162K(L) / 611163K(R)
Overall Size	605 x 455mm
Main Bowl Size	356 x 406 x 200mm
Second Bowl Size	170 x 305 128mm
Min Base Unit	700mm
Material	1mm S/S 304
Finish	Satin Brushed



SF3515



WARRANTY

At Eirline, we believe in providing our customers with the best quality products. That is why we guarantee our products against manufacturing defects, provided that they are installed in accordance with Eirline's installation instructions. Our guarantee terms and conditions require that our product is used as recommended by Eirline in normal domestic purposes and that care, installation, and maintenance instructions have been observed. You should retain a copy of your dated invoice s proof of purchase to guarantee any claims under this warranty. The claim must be made in accordance with all applicable guarantee terms and conditions, including those detailed below.

This guarantee does not cover damage caused by improper use, wilful or accidental damage, damage caused by negligence, normal wear, and tear, scuffs or scratches, improper installation, improper storage, abnormal usage (including usage in extreme temperatures), or damage caused by improper maintenance or cleaning (including the use of unidentified chemicals or cleaners containing corrosive agents). Damage caused by impurities in the water supply or acts beyond our control are not covered.

If you wish to make a claim under this guarantee, please contact Eirline as soon as you identify a manufacturing defect. Upon identifying a defect, do not use or install the product. Our customer service team is available to answer any questions you may have. You can contact us by phone at 01-8426255 or via email at techsupport@instantor.ie. All claims must be received within the specified guarantee period, and you must include a copy of the invoice confirming the date of purchase and proof of ownership. If you are not the original purchaser of the Eirline product, we require that you provide proof that the benefit of this guarantee has been transferred to you.

If Eirline finds that an Eirline product has a manufacturing defect and a valid claim has been made, we will replace or repair the product at our discretion. This will be Eirline's only obligation under this guarantee in respect of the defective product. Eirline, at its discretion, may also agree to cover associated or ancillary costs if they are reasonable and approved in advance by Eirline. Before agreeing to satisfy a claim, Eirline reserves the right to inspect the product and the installation or view images of the product and installation prior to agreeing to satisfy a claim under Eirline's guarantee.

Eirline may discontinue products and makes no promise that it will continue to hold spare products or parts for discontinued products. Eirline's liability under this guarantee to repair or replace a defective product that has been discontinued will be subject to Eirline holding the relevant product or spare parts. If a product is discontinued, Eirline will use reasonable endeavours to hold spare parts for that product for at least five years after discontinuation.

Eirline will not accept any claims if the products have been modified in any way other than those provided for in the installation instructions. To ensure that your warranty remains valid, any product or parts fitted must be Eirline's original product, unless previously authorised in writing by Eirline. Please note that any parts fitted from other sources will invalidate the guarantee.

The guarantee does not affect the purchaser's statutory rights.



Wastemaid Food Waste Disposers

	611065	611066	611064	611061	611067	611068	611071	611060
Model	1580	1680	1780	1785-BF	1880	1980	1985-BF	2080
Built-In Air Switch	NO	NO	YES	NO	YES	YES	NO	YES
Batch Feed	NO	NO	NO	YES	NO	NO	YES	NO
Horsepower	1/2 HP	1/2 HP	1/2 HP	1/2 HP	5/8 HP	3/4 HP	3/4 HP	1¼ HP
Motor Speed RPM	2,600	2,600	2,600	2,600	2,700	2,700	2,700	2,800
Wattage	375	450	475	475	490	550	550	900
Amps	2.25	2.25	2.25	2.25	2.25	3.25	3.25	4
Splash Guard	Removable	Removable	Removable	-	Removable	Removable	-	Removable
Swivel Impellers	Stamped S/S	Stamped S/S	Stamped S/S	Stamped S/S	Cast S/S	Cast S/S	Cast S/S	Cast S/S
Sound Shell	No	Partial	Full	Full	Full	Full	Full	Full
Unit Weight (Kg)	4.09	4.12	4.5	5.6	5.45	6.35	7	6.81
Warranty (Years)	1	2	2	2	3	3	3	3
Grind Chamber	Regular	Regular	Large	Large	X Large	XX Large	XX Large	XXX Large

Complete Range of Waste Maid Food Waste Disposers	
Voltage	220-240v
Cycles	50/60
Bearings	Permanently Lubricated, Sleeve Type
Motor Type	Permanent Magnet
Grind Ring	Stainless Steel
Balanced Turntable	Stainless Steel
Balanced Armature Shaft	Yes
Hopper	Corrosion Proof
Drain Housing	Corrosion Proof
Appliance Protector	Manual Reset
Sink Flange	Stainless Steel Cap on Reinforced Nylon
Mount Assembly	Speed Master - Threaded
Attached Power Cord	Yes
Dishwasher connection	Yes
Lifetime Corrosion Guarantee	Yes



- Fits sinks with 90mm waste
- Effortlessly grinds just about any food, even meat bones!
- All Models works with septic tanks of 750 gallons or more

Spares & Accessories

DESCRIPTION	CODE	PRICE €
Counter Top Air Switch	611072	
Multi-Purpose Mr. Scrappy Tool	611062	
Mr. Scrappy Disposer Brush	611074	
Remote control	611063	
Foaming Cleanser Disposer Care	611400	
Extended Sink Flange	611401	
Splash Guard	611402	





BATHROOM TAPS





1/2" Basin Taps

CODE	PRICE €
580001	

Spare Spindles

CODE	PRICE €
580999	



3/4" Basin Taps

CODE	PRICE €
580002	



1/2" High Neck Sink Taps

CODE	PRICE €
580003	

Spare Spindles

CODE	PRICE €
580999	



Bath Shower Mixer

CODE	PRICE €
580605	



Sink & Bath Tap Pack

CODE	PRICE €
580609K	



Sink & Shower Pack

CODE	PRICE €
580608	



1/2" Non Concussive
Basin Taps

CODE	PRICE €
598205	

Spare Spindles

CODE	PRICE €
598206	



3/4" Bath / Shower Mixer

CODE	PRICE €
580005	



Basin Mixer with Pop-Up

CODE	PRICE €
580007	



Basin Taps

CODE	PRICE €
598051	



Bath Taps

CODE	PRICE €
598052	



High Neck Sink Taps

CODE	PRICE €
598053	



Crosshead Basin Taps

CODE	PRICE €
580601	



Crosshead Bath Taps

CODE	PRICE €
580602	



Mono Basin Mixer

CODE	PRICE €
580607	



Mono Bloc Basin Mixer

CODE	PRICE €
598058	



Deck Bath Shower Mixer

CODE	PRICE €
598055	



Spare Levers & Valves

CODE	DESCRIPTION	PRICE €
799300	3"	
799311	6"	

Plumber's Brassware

1/2" Basin Pillar
IS287:1986



CODE	DESCRIPTION	REF.	PRICE PAIR €
599501	Star Cross Hot & Cold	181X	

3/4" Bath Pillar
IS287:1986



CODE	DESCRIPTION	REF.	PRICE PAIR €
599502	Star Cross Hot & Cold	182X	

1/2" H.N. Pillar
IS287:1986



CODE	DESCRIPTION	REF.	PRICE PAIR €
599503	Star Cross Hot & Cold	183X	

1/2" CP Bibcock



CODE	DESCRIPTION	REF.	PRICE PAIR €
520150	Hot & Cold	5302/CP	

BSP Brass Shower Fixer Bracket



CODE	SIZE	PRICE €
930760	1/2"	

1/2" Brass
Bibcock Dipped



CODE	DESCRIPTION	BOX QTY	REF.	PRICE EACH €
520010	Brass Bibcock	5	5302	

1/2" Hose Union
Bibcock Dipped



CODE	DESCRIPTION	BOX QTY	REF.	PRICE EACH €
520050	Bibcock Dipped	5	5302 HU	

1/2" Nut & Tail for H.U. Bibcock

CODE	PRICE €
520090	

1/2" Hose Union
Bibcock CP



CODE	DESCRIPTION	BOX QTY	REF.	PRICE EACH €
520055	Bibcock Dipped CP	5	5302 HUCP	

Hose Union
Bibcock



CODE	SIZE	PACK QTY	PRICE €
771500	1/2"	50	
771502	3/4"	50	
771505	1/2" H.U. Nut & Tail	10	
771507	3/4" H.U. Nut & Tail	10	



SINK & TAP COLLECTION
MANUFACTURED IN THE UK SINCE 1933

Luxe



Code LX155/- 610706



Specifications

Drainer Position	Handed	Material	18/10 Stainless Steel
No. of Bowls	1	Gauge	0.9mm
Min Base Unit (mm)	500	Finish	Polished
Overall Size (mm)	1500 x 508	Waste Hole Size	1 x 92mm
Main Bowl Size (mm)	420 x 350 x 190	Tap Hole Size	1 x 35mm
		Warranty (Years)	10
		Waste Kit	Included



Code LX155L- 610514 / LX155R - 610707



Specifications

Drainer Position	Handed	Material	18/10 Stainless Steel
No. of Bowls	2	Gauge	0.9mm
Min Base Unit (mm)	1000	Finish	Polished
Overall Size (mm)	1500 x 508	Waste Hole Size	2 x 92mm
Main Bowl Size (mm)	420 x 400 x 190	Tap Hole Size	1 x 35mm
Second Bowl Size (mm)	420 x 350 x 190	Warranty (Years)	10
		Waste Kit	Included



Code LX84/- 610710



Specifications

Drainer Position	Handed	Material	18/10 Stainless Steel
No. of Bowls	2	Gauge	0.9mm
Min Base Unit (mm)	1000	Finish	Polished
Overall Size (mm)	2120 x 460	Waste Hole Size	2 x 92mm
Main Bowl Size (mm)	420 x 350 x 190	Tap Hole Size	1 x 35mm
Second Bowl Size (mm)	420 x 350 x 190	Warranty (Years)	10
		Waste Kit	Included

Nimbus



Code NIMI1051/- 610515K



Specifications

Drainer Position	Reversible	Material	18/10 Stainless Steel
No. of Bowls	1	Gauge	0.8mm
Min Base Unit (mm)	600*	Finish	Polished
Overall Size (mm)	1000 x 500	Waste Hole Size	1 x 92mm
Main Bowl Size (mm)	465 x 415 x 215	Tap Hole Size	1 x 35mm
		Warranty (Years)	10
		Waste Kit	Included WAST09



Code NIMI1052/- 610516K



Specifications

Drainer Position	Reversible	Material	18/10 Stainless Steel
No. of Bowls	1.5	Gauge	0.8mm
Min Base Unit (mm)	600*	Finish	Polished
Overall Size (mm)	1000 x 500	Waste Hole Size	2 x 92mm
Main Bowl Size (mm)	350 x 415 x 190	Tap Hole Size	1 x 35mm
Second Bowl Size (mm)	160 x 285 x 120	Warranty (Years)	10
		Waste Kit	Included WAST04

*NB, slight adjustment to cabinet wall required if fitting into a 600mm cabinet.

Albion



Code AL500/ - 611003K



Specifications

Drainer Position	–	Material	18/10 Stainless Steel
No. of Bowls	1	Gauge	0.6mm
Min Base Unit (mm)	500	Finish	Satin
Overall Size (mm)	500 x 500	Waste Hole Size	1 x 92mm
Main Bowl Size (mm)	430 x 380 x 205	Tap Hole Size	1 x 35mm
		Warranty (Years)	10
		Waste Kit	Included WAST09



Code AL8001/ - 618258K



Specifications

Drainer Position	Reversible	Material	18/10 Stainless Steel
No. of Bowls	1	Gauge	0.8mm
Min Base Unit (mm)	500	Finish	Polished
Overall Size (mm)	800 x 508	Waste Hole Size	1 x 92mm
Main Bowl Size (mm)	360 x 424 x 155	Tap Hole Size	1 x 35mm
		Warranty (Years)	10
		Waste Kit	Included WAST09



Code AL9501/ - 618259K



Specifications

Drainer Position	Reversible	Material	18/10 Stainless Steel
No. of Bowls	1	Gauge	0.7mm
Min Base Unit (mm)	500	Finish	Polished
Overall Size (mm)	950 x 508	Waste Hole Size	1 x 92mm
Main Bowl Size (mm)	360 x 424 x 155	Tap Hole Size	1 x 35mm
		Warranty (Years)	10
		Waste Kit	Included WAST09



Code AL9502/ - 618260K



Specifications

Drainer Position	Reversible	Material	18/10 Stainless Steel
No. of Bowls	1.5	Gauge	0.7mm
Min Base Unit (mm)	500	Finish	Polished
Overall Size (mm)	950 x 508	Waste Hole Size	2 x 92mm
Main Bowl Size (mm)	360 x 424 x 155	Tap Hole Size	1 x 35mm
Second Bowl Size (mm)	151 x 300 x 120	Warranty (Years)	10
		Waste Kit	Included WAST09

Aria



Code ARA9501 - 610162



Specifications

Drainer Position	Reversible	Material	18/10 Stainless Steel
No. of Bowls	1.5	Gauge	0.7mm
Min Base Unit (mm)	600	Finish	Satin Bowl, Bright Drainer
Overall Size (mm)	950 x 508	Waste Kit	Included WKIT04
Main Bowl Size (mm)	340 x 424 x 150	Warranty (Years)	10
Second Bowl Size (mm)	172 x 290 x 80		



Code ARA9501 - 610163



Specifications

Drainer Position	Reversible	Material	18/10 Stainless Steel
No. of Bowls	1	Gauge	0.7mm
Min Base Unit (mm)	600	Finish	Satin Bowl, Bright Drainer
Overall Size (mm)	950 x 508	Waste Kit	Included WKIT09
Main Bowl Size (mm)	360 x 424 x 150	Warranty (Years)	10

Axel



Code AX860 - 610164



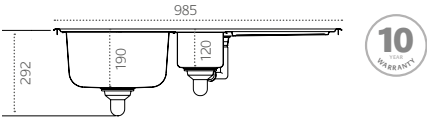
Specifications

Drainer Position	Reversible	Material	18/10 Stainless Steel
No. of Bowls	1	Gauge	0.6mm
Min Base Unit (mm)	500	Finish	Satin
Overall Size (mm)	860 x 500	Waste Kit	Included WKIT09
Main Bowl Size (mm)	340 x 400 x 200	Warranty (Years)	10

Proline



PL9852L - 610897
PL9852R - 610898

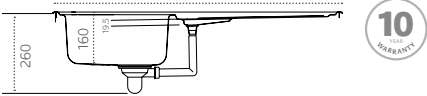


Specifications			
Drainer Position	L or R Handed Specify at point of order	Material	18/10 Stainless Steel
No. of Bowls	1.5	Gauge	0.9
Min Base Unit (mm)	600	Finish	Polished
Overall Size (mm)	985 x 508	Waste Kit	Included WKIT23/
Main Bowl Size (mm)	350 x 420 x 190	Tap Hose Size ø	1 x 35mm
Second Bowl Size (mm)	156 x 342 x 120	Warranty (Years)	10
		Accessories Available	KA12, KA28

Aqualine



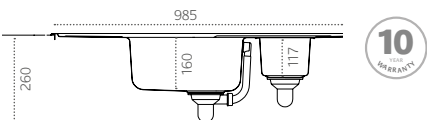
AQ9851 - 610891K



Specifications			
Drainer Position	Reversible	Material	18/10 Stainless Steel
No. of Bowls	1	Gauge	0.8
Min Base Unit (mm)	500	Finish	Polished
Overall Size (mm)	985 x 508	Waste Kit	WKIT09/
Main Bowl Size (mm)	350 x 420 160	Tap Hose Size ø	1 x 35mm
		Warranty (Years)	10
		Accessories Available	KA12



AQ9852 - 610890K

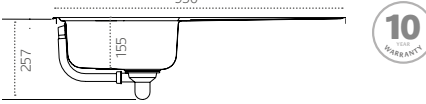


Specifications			
Drainer Position	Reversible	Material	18/10 Stainless Steel
No. of Bowls	1.5	Gauge	0.8
Min Base Unit (mm)	600	Finish	Polished
Overall Size (mm)	985 x 508	Waste Kit	WKIT04/
Main Bowl Size (mm)	350 x 420 x 160	Tap Hose Size ø	1 x 35mm
Second Bowl Size (mm)	156 x 300 x 117	Warranty (Years)	10
		Accessories Available	KA12, KA17

Seattle



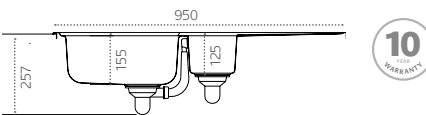
SE9501 - 611041K



Specifications			
Drainer Position	Reversible	Material	18/10 Stainless Steel
No. of Bowls	1	Gauge	0.7
Min Base Unit (mm)	500	Finish	Polished
Overall Size (mm)	950 x 508	Waste Kit	WKIT09/
Main Bowl Size (mm)	360 x 424 x 155	Tap Hose Size ø	1 x 35mm
		Warranty (Years)	10
		Accessories Available	KA12



SE9502 - 611040K



Specifications			
Drainer Position	Reversible	Material	18/10 Stainless Steel
No. of Bowls	1.5	Gauge	0.7
Min Base Unit (mm)	600	Finish	Polished
Overall Size (mm)	950 x 508	Waste Kit	WKIT04/
Main Bowl Size (mm)	360 x 424 x 155	Tap Hose Size ø	1 x 35mm
Second Bowl Size (mm)	156 x 300 x 125	Warranty (Years)	10
		Accessories Available	KA12, KA26

Seattle sinks available as sink & tap pack with 580314 Sofia Tap

Euroline



Code EL6501/POL - 611241K – EL6501/NC - 611240K



Specifications

Drainer Position	Reversible	Material	18/10 Stainless Steel
No. of Bowls	1	Gauge	0.7mm
Min Base Unit (mm)	450	Finish	Polished & Satin
Overall Size (mm)	647 x 508		Finishes Available
Main Bowl Size (mm)	340 x 424 x 150	Waste Hole Size	1 x 92mm
		Tap Hole Size	1 x 35mm
		Warranty (Years)	10
		Waste Kit	Included WAST09



Code EL860/POL - 618261K – EL860/NC - 610333K

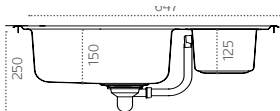


Specifications

Drainer Position	Reversible	Material	18/10 Stainless Steel
No. of Bowls	1	Gauge	0.6mm
Min Base Unit (mm)	450	Finish	Polished & Satin
Overall Size (mm)	860 x 435		Finishes Available
Main Bowl Size (mm)	376 x 351 x 140	Waste Hole Size	1 x 52mm
		Tap Hole Size	1 x 35mm
		Warranty (Years)	10
		Waste Kit	Included WAST07



EL650 - 610492K

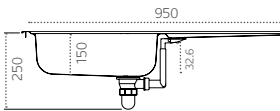


Specifications

Drainer Position	-	Material	18/10 Stainless Steel
No. of Bowls	1.5	Gauge	0.7
Min Base Unit (mm)	600	Finish	Polished
Overall Size (mm)	647 x 508	Waste Kit	WKIT04/
Main Bowl Size (mm)	340 x 424 x 155	Tap Hose Size ø	1 x 35mm
Second Bowl Size (mm)	156 x 300 x 125	Warranty (Years)	10
		Accessories Available	KA12, KA26



EL9501/NC - 610495K



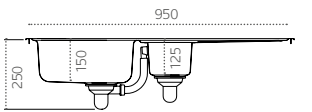
Specifications

Drainer Position	Reversible	Material	Polished or Satin Bowl
No. of Bowls	1		Specify at point of order
Min Base Unit (mm)	450	Gauge	0.6
Overall Size (mm)	950 x 508	Finish	Satin
Main Bowl Size (mm)	340 x 424 x 150	Waste Kit	WKIT09/
		Tap Hose Size ø	1 x 35mm
		Warranty (Years)	10
		Accessories Available	KA12

Euroline



EL950289NC/ - 610491K



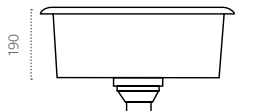
Specifications

Drainer Position	Reversible	Material	18/10 Stainless Steel
No. of Bowls	1	Gauge	0.7
Min Base Unit (mm)	600	Finish	Satin Bowl, Bright Drainer
Overall Size (mm)	950 x 508		WKIT04/
Main Bowl Size (mm)	340 x 424 x 150	Waste Kit	WKIT04/
Second Bowl Size (mm)	156 x 300 x 125	Tap Hose Size ø	1 x 35mm
		Warranty (Years)	10
		Accessories Available	KA12, KA26

Single Bowl / Single Drainer



BSS40 - 610310

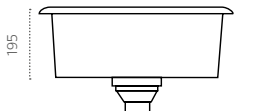


Specifications

Drainer Position	-	Material	18/10 Stainless Steel
No. of Bowls	500	Gauge	0.8
Min Base Unit (mm)	450	Finish	Polished
Overall Size (mm)	432 x 452	Waste Kit	WKIT09/
Main Bowl Size (mm)	420 x 400 x 190	Tap Hose Size ø	-
		Warranty (Years)	10
		Accessories Available	KA12



BSS1 - 610711



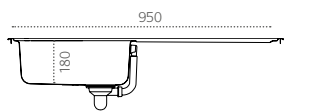
Specifications

Drainer Position	-	Material	18/10 Stainless Steel
No. of Bowls	1	Gauge	0.9
Min Base Unit (mm)	600	Finish	Polished
Overall Size (mm)	508 x 419	Waste Kit	WKIT09/
Main Bowl Size (mm)	470 x 380 x 195	Tap Hose Size ø	-
		Warranty (Years)	10
		Accessories Available	KA12

Contour



CN950 - 610110K



Specifications

Drainer Position	Reversible	Material	18/10 Stainless Steel
No. of Bowls	1	Gauge	0.9
Min Base Unit (mm)	600	Finish	Soft Brushed
Overall Size (mm)	950 x 508		Polished
Main Bowl Size (mm)	420 x 400 x 180	Waste Kit	WKIT09/
		Tap Hose Size ø	1 x 35mm
		Warranty (Years)	10
		Accessories Available	KA12

Eaton



Code EA9501/ - 610496K



Specifications

Drainer Position	Reversible	Material	18/10 Stainless Steel
No. of Bowls	1	Gauge	0.6mm
Min Base Unit (mm)	500	Finish	Satin bowl, bright drainer
Overall Size (mm)	950 x 508	Waste Hole Size	1 x 92mm
Main Bowl Size (mm)	420 x 350 x 150	Tap Hole Size	1 x 35mm
		Warranty (Years)	10
		Waste Kit	Included WAST04



Code EA9502/ - 610497K



Specifications

Drainer Position	Reversible	Material	18/10 Stainless Steel
No. of Bowls	1.5	Gauge	0.7mm
Min Base Unit (mm)	600	Finish	Satin bowl, bright drainer
Overall Size (mm)	950 x 508	Waste Hole Size	2 x 92mm
Main Bowl Size (mm)	340 x 410 x 150	Tap Hole Size	1 x 35mm
Second Bowl Size (mm)	175 x 320 x 80	Warranty (Years)	10
		Waste Kit	Included WAST04

Compact



Code CPTRD580 - 610165K



Specifications

Drainer Position	Reversible	Material	18/10 Stainless Steel
No. of Bowls	1	Gauge	0.6mm
Min Base Unit (mm)	450	Finish	Satin
Overall Size (mm)	580 x 450	Waste Kit	Included WKIT09
Main Bowl Size (mm)	370Ø x 175	Warranty (Years)	10



Code CPTSQ580 - 610166K



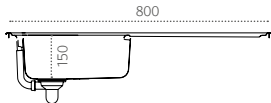
Specifications

Drainer Position	Reversible	Material	18/10 Stainless Steel
No. of Bowls	1	Gauge	0.6mm
Min Base Unit (mm)	500	Finish	Satin
Overall Size (mm)	480 x 480	Waste Kit	Included WKIT09
Main Bowl Size (mm)	355 x 405 x 185	Warranty (Years)	10

Linear



LR8001 - 610479K



Specifications

Drainer Position	Reversible
No. of Bowls	1
Min Base Unit (mm)	450
Overall Size (mm)	800 x 508
Main Bowl Size (mm)	340 x 424 x 150

Material	18/10 Stainless Steel
Gauge	0.7
Finish	Satin Bowl, Bright Drainer
Waste Kit	WKIT09/
Tap Hose Size ø	1 x 35mm
Warranty (Years)	10
Accessories Available	KA12



LR860/NC - 611242K

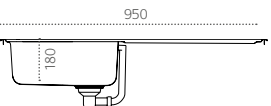
Specifications

Drainer Position	Reversible
No. of Bowls	1
Min Base Unit (mm)	450
Overall Size (mm)	860 x 435
Main Bowl Size (mm)	375 x 350 x 140

Material	18/10 Stainless Steel
Gauge	0.6
Finish	Satin Bowl, Bright Drainer
Waste Kit	WKIT09/
Waste Hole Size	1 x 92mm
Tap Hose Size ø	1 x 35mm
Warranty (Years)	10



LN950 - 610312K



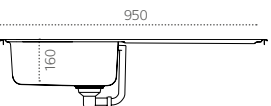
Specifications

Drainer Position	Reversible
No. of Bowls	1
Min Base Unit (mm)	500
Overall Size (mm)	950 x 508
Main Bowl Size (mm)	420 x 350 x 180
Material	18/10 Stainless Steel

Gauge	0.9
Finish	Satin Bowl, Bright Drainer
Waste Kit	WKIT05/
Tap Hose Size ø	1 x 35mm
Warranty (Years)	10
Accessories Available	KA12



LR9501 - 610469K



Specifications

Drainer Position	Reversible
No. of Bowls	1
Min Base Unit (mm)	500
Overall Size (mm)	950 x 508
Main Bowl Size (mm)	420 x 350 x 160
Material	18/10 Stainless Steel

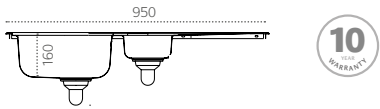
Gauge	0.6
Finish	Satin Bowl, Bright Drainer
Waste Kit	WKIT09/
Tap Hose Size ø	1 x 35mm
Warranty (Years)	10
Accessories Available	KA12

Linear



LR9501 & LR9502 available as sink & tap pack with 580314 Sofia Tap

LR9502 - 610480K




Specifications

Drainer Position	Reversible	Gauge	0.7
No. of Bowls	1.5	Finish	Satin Bowl, Bright Drainer
Min Base Unit (mm)	600	Waste Kit	WKIT04/
Overall Size (mm)	950 x 508	Tap Hose Size ø	1 x 35mm
Main Bowl Size (mm)	340 x 410 x 160	Warranty (Years)	10
Second Bowl Size (mm)	175 x 320 x 80	Accessories Available	KA12
Material	18/10 Stainless Steel		



LN950XS - 610305K

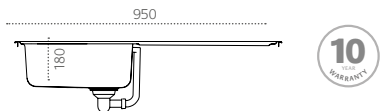


Specifications

Drainer Position	Reversible	Gauge	0.9
No. of Bowls	1	Finish	Satin Bowl, Bright Drainer
Min Base Unit (mm)	600	Waste Kit	WKIT05/ or WKIT17/
Overall Size (mm)	950 x 508	Tap Hose Size ø	1 x 35mm
Main Bowl Size (mm)	420 x 400 x 180	Warranty (Years)	10
Material	18/10 Stainless Steel	Accessories Available	KA12



LN9501XSPOL - 610306

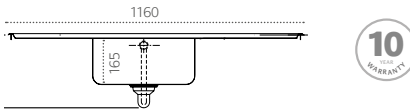


Specifications

Drainer Position	Reversible	Gauge	0.9
No. of Bowls	1	Finish	Polished
Min Base Unit (mm)	600	Waste Kit	
Overall Size (mm)	950 x 508	Tap Hose Size ø	1 x 35mm
Main Bowl Size (mm)	420 x 400 x 180	Warranty (Years)	10
Material	18/10 Stainless Steel	Accessories Available	KA12



LR116052/NC - 610474K

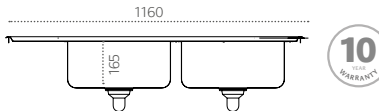


Specifications

Drainer Position	-	Gauge	0.9
No. of Bowls	1	Finish	Satin Bowl, Bright Drainer
Min Base Unit (mm)	500	Waste Kit	WKIT05/ or WKIT17/
Overall Size (mm)	1160 x 508	Tap Hose Size ø	2 x 31mm
Main Bowl Size (mm)	380 x 355 x 165	Warranty (Years)	10
Material	18/10 Stainless Steel	Accessories Available	KA12, KA02



LR1160DB - 610473K

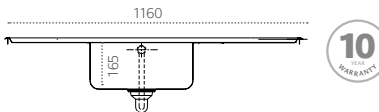


Specifications

Drainer Position	Reversible	Gauge	0.9
No. of Bowls	2	Finish	Polished
Min Base Unit (mm)	800	Waste Kit	WKIT03/
Overall Size (mm)	1160 x 508	Tap Hose Size ø	1 x 35mm
Main Bowl Size (mm)	380 x 355 x 165	Warranty (Years)	10
Second Bowl Size (mm)	380 x 355 x 165	Accessories Available	KA12, KA02
Material	18/10 Stainless Steel		



LR11601TH - 610478K



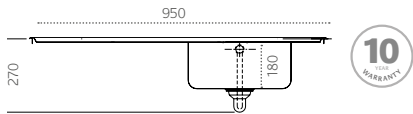
Specifications

Drainer Position	-	Gauge	0.9
No. of Bowls	1	Finish	Polished
Min Base Unit (mm)	500	Waste Kit	WKIT09/
Overall Size (mm)	1160 x 508	Tap Hose Size ø	1 x 35mm
Main Bowl Size (mm)	380 x 355 x 165	Warranty (Years)	10
Material	18/10 Stainless Steel	Accessories Available	KA12, KA02

Lexin



LN95/R - 610313K
LN95/L - 610315K

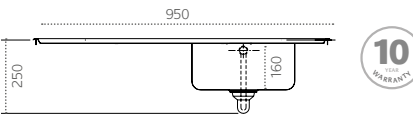


Specifications

Drainer Position	L or R Handed Specify at point of order	Gauge	0.9	-
No. of Bowls	1	Finish	Satin Bowl, Bright Drainer	-
Min Base Unit (mm)	500	Waste Kit	WKIT05/ or WKIT17/	-
Overall Size (mm)	950 x 508	Tap Hose Size ø	2 x 31mm	-
Main Bowl Size (mm)	420 x 350 x 180	Warranty (Years)	10	-
Material	18/10 Stainless Steel	Accessories Available	KA02	-



LE95/R - 610301K
LE95/L - 610302K

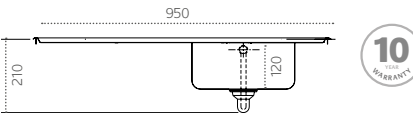


Specifications

Drainer Position	L or R Handed Specify at point of order	Gauge	0.6	-
No. of Bowls	1	Finish	Satin Bowl, Bright Drainer	-
Min Base Unit (mm)	500	Waste Kit	WKIT05/ or WKIT017/	-
Overall Size (mm)	950 x 508	Tap Hose Size ø	2 x 31mm	-
Main Bowl Size (mm)	420 x 350 x 160	Warranty (Years)	10	-
Material	18/10 Stainless Steel	Accessories Available	KA02	-



LE95LSB - 610370K
LE95RSB - 610371K

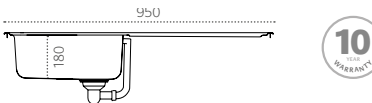


Specifications

Drainer Position	L or R Handed Specify at point of order	Gauge	0.6	-
No. of Bowls	1	Finish	Satin Bowl, Bright Drainer	-
Min Base Unit (mm)	500	Waste Kit	WKIT05/ or WKIT017/	-
Overall Size (mm)	950 x 508	Tap Hose Size ø	2 x 31mm	-
Main Bowl Size (mm)	420 x 350 x 120	Warranty (Years)	10	-
Material	18/10 Stainless Steel	Accessories Available	KA02	-



LN95 - 610303K

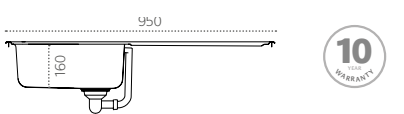


Specifications

Drainer Position	Reversible	Gauge	0.9	-
No. of Bowls	1	Finish	Satin Bowl, Bright Drainer	-
Min Base Unit (mm)	500	Waste Kit	WKIT05/ or WKIT017/	-
Overall Size (mm)	950 x 508	Tap Hose Size ø	1 x 35mm	-
Main Bowl Size (mm)	420 x 350 x 180	Warranty (Years)	10	-
Material	18/10 Stainless Steel	Accessories Available	KA02	-



LE95 - 610372K

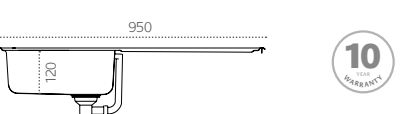


Specifications

Drainer Position	Reversible	Gauge	0.6	-
No. of Bowls	1	Finish	Satin Bowl, Bright Drainer	-
Min Base Unit (mm)	500	Waste Kit	WKIT05/ or WKIT017/	-
Overall Size (mm)	950 x 508	Tap Hose Size ø	1 x 35mm	-
Main Bowl Size (mm)	420 x 350 x 160	Warranty (Years)	10	-
Material	18/10 Stainless Steel	Accessories Available	KA02	-



LE95SB - 610304K



Specifications

Drainer Position	Reversible	Gauge	0.6	-
No. of Bowls	1	Finish	Satin Bowl, Bright Drainer	-
Min Base Unit (mm)	500	Waste Kit	WKIT05/ or WKIT17/	-
Overall Size (mm)	950 x 508	Tap Hose Size ø	1 x 35mm	-
Main Bowl Size (mm)	420 x 350 x 120	Warranty (Years)	10	-
Material	18/10 Stainless Steel	Accessories Available	KA12	-

Undermounts



Code LUB42/ - 618263K



Specifications

No. of Bowls	1	Material	18/10 Stainless Steel
Min Base Unit (mm)	500	Gauge	0.7mm
Overall Size (mm)	450 x 430	Finish	Satin
Main Bowl Size (mm)	420 x 400 x 175	Waste Hole Size	1 x 92mm
		Warranty (Years)	10
		Waste Kit	Included WAST09



Code LUB3417/ - 618264K



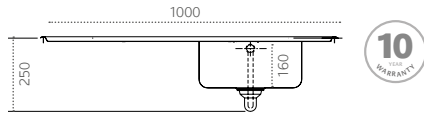
Specifications

No. of Bowls	1.5	Material	18/10 Stainless Steel
Min Base Unit (mm)	500	Gauge	0.7mm
Overall Size (mm)	640 x 493	Finish	Satin
Main Bowl Size (mm)	340 x 410 x 150	Waste Hole Size	2 x 92mm
Second Bowl Size (mm)	175 x 320 x 80	Warranty (Years)	10
		Waste Kit	Included WAST09

Contract Sinks



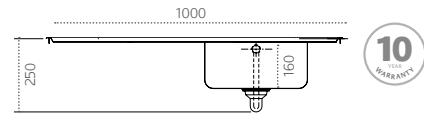
LC105R - 610100K
LC105L - 610101K



Specifications			
Square or roll front		Material	18/10 Stainless Steel
Drainer Position	L or R Handed	Gauge	0.6
	Specify at point of order	Finish	Satin Bowl, Bright Drainer
No. of Bowls	1	Waste Kit	WKIT05/ or WKIT17/
Min Base Unit (mm)	1000	Tap Hose Size ø	2 x 31mm
Overall Size (mm)	1000 x 500	Warranty (Years)	10
Main Bowl Size (mm)	420 x 350 x 160	Accessories Available	KA12
Second Bowl Size (mm)	-		



LC106R - 610102K
LC106L - 610103K

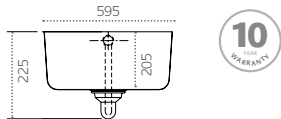


Specifications			
Square or roll front		Material	18/10 Stainless Steel
Drainer Position	L or R Handed	Gauge	0.6
	Specify at point of order	Finish	Satin Bowl, Bright Drainer
No. of Bowls	1	Waste Kit	WKIT05/ or WKIT17/
Min Base Unit (mm)	1000	Tap Hose Size ø	2 x 31mm
Overall Size (mm)	1000 x 600	Warranty (Years)	10
Main Bowl Size (mm)	420 x 400 x 160	Accessories Available	KA12
Second Bowl Size (mm)	-		

Belfast



CBL595WH - 611030K



Specifications			
Drainer Position	-	Second Bowl Size (mm)	-
No. of Bowls	1	Material	Ceramic
Min Base Unit (mm)	600	Waste Kit	WKIT15/
Overall Size (mm)	595 x 475	Tap Hose Size ø	-
Main Bowl Size (mm)	555 x 435 x 205	Warranty (Years)	10



Taps



AQUAFLOW 1
TAF1CM - 617006
Available in: Chrome
Min pressure: 1.0 bar
Max pressure: 4.0 bar



AQUAFLOW 3
TAF3CM - 617059
Available in: Chrome
Min pressure: 0.3 bar
Max pressure: 5.5 bar



SPA FILTER TAP - TRADITIONAL
TSA1CM - 617058
Available in: Chrome
Min pressure: 0.3 bar
Max pressure: 5.5 bar



MONORISE
TMR1CM - 617093 Chrome
Available in: Chrome
Min pressure: 1.0 bar
Max pressure: 4.0 bar



AQUAFLOW 5
TAF5LLCM - 617007
Available in: Chrome
Min pressure: 0.2 bar
Max pressure: 5.5 bar



AQUAMIX
TAM1CM - 617001
Available in: Chrome
Min pressure: 0.2 bar
Max pressure: 5.5 bar



Taps



AQUAFLUX
TFL1CM - 617005
Available in: Chrome
Min pressure: 0.3 bar
Max pressure: 5.5 bar



AQUAVERVE
TVR1CM - 617079
Available in: Chrome
Min pressure: 0.2 bar
Max pressure: 5.5 bar



SOAP DISPENSER
SOAPDISCM - 610945
Available in: Chrome

Accessories



**DRAINING
BASKET**

KA12 - 610946

Available in:
Stainless Steel



**STRAINER
BOWL**

KA17 - 610957

Available in:
Stainless Steel



**STRAINER
BOWL**

KA26 - 610956

Available in:
Stainless Steel



**STRAINER
BOWL**

KA28 - 610973

Available in:
Stainless Steel

RANGEmaster
Sinks & Taps





Choosing Your Sink Material Type

STAINLESS STEEL

Remaining the most popular choice when choosing a kitchen sink, stainless steel is a robust, hygienic and hard-working solution.

Pre-fitted Clips and Seals – reducing installation time and ensuring a water tight seal is achieved with the work surface every time.

Micro-Sheen™ Finish – an enhanced soft brushed appearance combined with a polished finish which creates a durable high sheen surface.

Ground Edge Trim – adding an additional textural dimension, the subtle ground edge trim frames the sink beautifully.

Waste Kit Included

25 Year Warranty



GRANITE

For a modern and contemporary look, choose a granite sink which are available in multiple different design options in an array of different colours.

Durable Material – resistant against knocks, scratches, heat and stains - ideal for busy family lives.

Hygienic Surface – a non-porous material which naturally repels microbes and stains making the sink much easier to clean.

UV Stability – our patent mix of raw materials protects the colouring from fading offering a fade free finish for years to come.

Waste Kit Included

25 Year Warranty



FIRE-CLAY CERAMIC

A fire-clay ceramic sink will create the ultimate statement piece; with a wide variety of installation options available there is a design style suitable for any style of kitchen.

Easy Clean Surface – featuring a smooth glazed surface, fire-clay ceramic sinks are easy to clean as microbes and stains just simply wipe away.

Superior Strength – thanks to the high gloss glazed finish, Rangemaster ceramic sinks are highly resistant against heat, stains and scratches.

Expanded Colour Range – introducing the new Anthracite Grey finish now available in the Farmhouse Belfast range.

Waste Kit Included*

10 Year Warranty

Installation Type

INSET

The most popular design choice, an inset kitchen sink is compatible with any choice of worktop material, however these types of sinks are a great accompaniment to laminate worktops as the pre-fitted seals included with Rangemaster sinks create the ultimate barrier against water ingress which could damage a laminate worktop over time if water were to seep through.

The added benefit of its integrated drainer offers additional food preparation space and allows washed pots to be dried effortlessly.

Inset options are available in:

- Stainless Steel
- Granite
- Fire-Clay Ceramic



UNDERMOUNT

Choose an undermount sink for a sleek, modern and minimalist look. These sinks are installed on the underside of the work surface which extends the worktop area and offers a seamless finished look; increasing the worktop space available make these sinks an ideal solution for compact kitchen spaces.

Often paired with granite and wooden worktops, an undermount sink is a modern solution for a minimalist kitchen scheme.

Undermount options are available in:

- Stainless Steel
- Granite
- Fire-Clay Ceramic



SIT-ON BELFAST

Create the ultimate statement piece in your kitchen with the addition of a sit-on Belfast sink, traditionally styled; these sinks complement shaker style kitchen cabinetry beautifully. If a contemporary look is preferred, there is an option of the Farmhouse Belfast in a new Anthracite Grey finish.

Featuring generous deep bowls, a sit-on Belfast sink is ideal for washing large pots and pans which can't fit into a dishwasher easily.

Sit-on options are available in:

- Fire-Clay Ceramic





STAINLESS STEEL SINKS

The Durable, Resilient & Stylish Choice

Stainless steel remains the most popular material choice when choosing a kitchen sink due to its hard wearing and long-lasting properties.

Rangemaster stainless steel sinks are all manufactured using high-grade 18/10 stainless steel, the additional nickel property included in this material grade offers a long lasting high-sheen finish.

Proudly manufactured in the heart of the midlands in the UK, each sink is hand finished by our experienced craftsmen and supplied with a 25 year warranty offering you peace of mind when purchasing.

There are an array of different designs available suiting inset and undermount installations.

KEY FEATURES



Fitted Clips & Seals
All stainless steel inset sinks are pre-fitted with clips and seals reducing installation time whilst ensuring a perfect, water-tight fit is retained with the work surface.



Subtle Ground Edge Trim
All stainless steel inset sinks are finished with a ground edge trim which beautifully frames the sink.



Micro-Sheen Finish
All Rangemaster stainless steel sinks feature a Micro-Sheen™; finished surface; which offers a soft brushed appearance with a polished finish, this advanced application provides a lustrous finished look whilst also enhancing the sinks resistance against heat, scratches and stains.



Manhattan

The Manhattan combines fantastic good looks with universal appeal. A slightly larger design, this sink features a recessed drainer which prevents water spillage whilst its low profile edges provide a premium flush finished look when installed.

- Micro-sheen™ finish
- Pre-fitted clips and seals
- Ground edge trim
- Handed drainer design
- Waste kit included



Arlington

Embracing the trend for all things geometric, featuring stylish square wastes and a smooth drainer, for a bold but streamlined addition to a contemporary kitchen scheme.

- Micro-sheen™ finish
- Pre-fitted clips and seals
- Ground edge trim
- Handed drainer design
- Large bowl design
- Square waste kit included



Tap shown: Quadrant Single Lever in chrome TQSL1CM/

985 x 508mm 1 bowl sink with handed drainer
AR9851L - 610152 - Left-hand drainer
AR9851R - 610151 - Right-hand drainer



Min. base unit: 600mm
Main bowl (L x W x D): 450 x 420 x 190mm
Waste kit: Included

985 x 508mm 1.5 bowl sink with handed drainer
AR9852L - 610123 - Left-hand drainer
AR9852R - 610124 - Right-hand drainer



Min. base unit: 600mm
Main bowl (L x W x D): 340 x 420 x 190mm
Second bowl (L x W x D): 160 x 350 x 130mm
Waste kit: Included

Compatible Accessories

WDUSQUAD/
Square waste
adaptor:
Required when
fitting a waste
disposal unit
with the sink

K09/
Strainer bowl
Stainless steel
For use with 1.5
bowl sinks

KA20/
Draining basket
Stainless steel



1010 x 515mm 1 bowl sink with handed drainer
MN10101L - 611075 - Left-hand drainer
MN10101R - 611073 - Right-hand drainer



Min. base unit: 500mm
Main bowl (L x W x D): 400 x 420 x 190mm
Waste kit: Included

1010 x 515mm 1.5 bowl sink with handed drainer
MN10102L - 611085 - Left-hand drainer
MN10102R - 611077 - Right-hand drainer



Min. base unit: 600mm
Main bowl (L x W x D): 350 x 420 x 190mm
Second bowl (L x W x D): 156 x 342 x 120mm
Waste kit: Included

Compatible Accessories

KA28/
Strainer bowl
Stainless steel
For use with 1.5
bowl sinks

KA12/
Draining basket
Stainless steel

KA10/
Chopping
board
Bamboo





Oakland

A modern twist on a classic design, offering a sleek and contemporary look with a lustrous Micro-Sheen™ finish.

- Micro-sheen™ finish
- Pre-fitted clips and seals
- Ground edge trim
- Handed drainer design
- Large bowl design
- Waste kit included



Tap shown: Cruciform in brushed TCF2BF/

985 x 508mm 1 bowl sink with handed drainer
OL9851L - 611307 - Left-hand drainer
OL9851R - 611308 - Right-hand drainer



Min. base unit: 600mm
Main bowl (L x W x D): 450 x 420 x 190mm
Waste kit: Included

985 x 508mm 1.5 bowl sink with handed drainer
OL9852L - 611306 - Left-hand drainer
OL9852R - 611305 - Right-hand drainer



Min. base unit: 600mm
Main bowl (L x W x D): 360 x 424 x 170mm
Second bowl (L x W x D): 156 x 342 x 120mm
Waste kit: Included

Compatible Accessories

KA28/
Strainer bowl
Stainless steel
For use with 1.5
bowl sinks



KA12/
Draining basket
Stainless steel



KA10/
Chopping board
Bamboo



Metrix

Blending style with functionality, Metrix delivers a modern and minimalist inset kitchen sink, which features a smooth drainer complemented with contemporary styled bowls.

- Modern, minimalist drainer design
- Single pressed piece sink - entry level price position
- Micro-sheen soft brushed finish with ground edge trim
- Reversible drainer

950 x 508mm Metrix Single Bowl
MTX9501 - 610167



Main bowl: 360 x 424 x 150mm
Waste kit: Included

950 x 508mm Metrix 1.5 Bowl
MTX9502 - 610168



Min. base unit: 800mm
Main bowl: 340 x 424 x 150mm
Second bowl: 172 x 290 x 80mm
Waste kit: Included

Sedona

When practical design is more important than state-of-the-art styling. Featuring large welded bowls and a generous draining area, Sedona is the ultimate choice for any kitchen scheme.

- Micro-sheen™ finish
- Pre-fitted clips and seals
- Ground edge trim
- Reversible drainer design
- Waste kit included



Tap shown: Aspire in chrome TA11CM/

985 x 508mm 1 bowl sink with reversible drainer
SD9851 - 610159



Min. base unit: 600mm
Main bowl (L x W x D): 400 x 420 x 190mm
Waste kit: Included

985 x 508mm 1.5 bowl sink with reversible drainer
SD9852 - 610160



Min. base unit: 600mm
Main bowl (L x W x D): 350 x 420 x 190mm
Second bowl (L x W x D): 156 x 342 x 120mm
Waste kit: Included

Compatible Accessories

KA28/
Strainer bowl
Stainless steel
For use with 1.5
bowl sinks



KA12/
Draining basket
Stainless steel



KA10/
Chopping board
Bamboo





Michigan

Made from high-grade 18/10 stainless steel, the Michigan range includes the option of a compact sink, ideal solution for smaller kitchen spaces.

- Compact option available
- Micro-sheen™ finish
- Pre-fitted clips and seals
- Ground edge trim
- Reversible drainer design
- Waste kit included



Tap shown: Aquavogue in chrome TVO1CM/

800 x 508mm 1 bowl sink with reversible drainer
MG8001 - 610156



Min. base unit: 450mm
Main bowl (L x W x D): 360 x 424 x 155mm
Waste kit: Included

950 x 508mm 1 bowl sink with reversible drainer
MG9501 - 610157



Min. base unit: 500mm
Main bowl (L x W x D): 360 x 424 x 155mm
Waste kit: Included

950 x 508mm 1.5 bowl sink with reversible drainer
MG9502 - 610158



Min. base unit: 600mm
Main bowl (L x W x D): 360 x 424 x 155mm
Second bowl (L x W x D): 151 x 300 x 120mm
Waste kit: Included

Houston

The Houston sink family features an eye-catching 'waterfall' styled drainer, which promises to create a design statement in any kitchen. Both models boast welded bowls to ensure high durability, while their generous dimensions offer excellent levels of practicality for homeowners who put their sink through its paces.

- Micro-sheen™ finish
- Pre-fitted clips and seals
- Ground edge trim
- Reversible drainer design
- Waste kit included



Tap shown: Aquatrend in chrome TRE1CM/

985 x 508mm 1 bowl sink with reversible drainer
HS9851 - 610226



Min. base unit: 600mm
Main bowl (L x W x D): 400 x 420 x 190mm
Waste kit: Included

985 x 508mm 1.5 bowl sink with reversible drainer
HS9852 - 610227



Min. base unit: 600mm
Main bowl (L x W x D): 350 x 420 x 190mm
Second bowl (L x W x D): 156 x 342 x 125mm
Waste kit: Included

Compatible Accessories



Baltimore

Flexible in form and function, the Baltimore family includes compact, standard single bowl and 1.5 bowl variants. Utilising a stylish "sun burst" design drainer and manufactured from high grade stainless steel the Baltimore collection hosts three quality sinks which are at home in either contemporary or traditional styled kitchens.

- Compact option available
- Micro-sheen™ finish
- Pre-fitted clips and seals
- Ground edge trim
- Reversible drainer design
- Waste kit included



Tap shown: Aquaflow in chrome TAF1CM/

800 x 508mm 1 bowl sink with reversible drainer
BL8001 - 610127



Min. base unit: 450mm
Main bowl (L x W x D): 340 x 424 x 150mm
Waste kit: Included

950 x 508mm 1 bowl sink with reversible drainer
BL9501 - 610128



Min. base unit: 600mm
Main bowl (L x W x D): 420 x 400 x 160mm
Waste kit: Included

950 x 508mm 1.5 bowl sink with reversible drainer
BL9502 - 610129



Min. base unit: 600mm
Main bowl (L x W x D): 340 x 410 x 160mm
Second bowl (L x W x D): 175 x 320 x 80mm
Waste kit: Included

Cosmo

Featuring a slim profile top plate, the Cosmo sink sits flat against a worktop providing a sleek, contemporary finished look when installed. Available in single bowl, designed to fit standard 600mm cabinets..

- Contemporary on-trend design
- Micro-sheen finish
- Rectangular overflow waste kit included
- Manufactured from 1.0mm gauge material
- Inset installation
- Minimum cabinet size (single bowl): 600mm
- Micro-sheen finish
- 1.0mm gauge, 18/10 stainless steel
- 25 year warranty



600 x 515mm Cosmo Single Bowl
CSM60 - 610178



Main bowl: 550 x 400 x 200mm
Waste kit: Included



Kube Undermounts

With a dramatic 10mm radii defining the corners of this bowl type, the Kube undermount creates a geometric effect which will sit perfectly within streamlined cabinetry. Featuring a modern square waste and overflow, this range is available in a mix of single, 1.5 and double bowl configurations.

- Micro-sheen™ finish
- 10mm radius corners
- Waste kit included
- Hygienic overflow design



Tap shown: Quadrant Contemporary in brushed TQC1BF/

210 x 430mm 1 bowl sink
KUB18 - 610136



Min. base unit: 300mm
Main bowl (L x W x D): 180 x 400 x 140mm
Waste kit: Included

530 x 430mm 1 bowl sink
KUB50 - 610139



Min. base unit: 600mm
Main bowl (L x W x D): 500 x 400 x 200mm
Waste kit: Included

740 x 430mm 1.5 bowl handed sink
KUB5018L - 610144 - left hand
KUB5018R - 610161 - right-hand



Min. base unit: 800mm
Main bowl (L x W x D): 500 x 400 x 200mm
Second bowl (L x W x D): 180 x 400 x 140mm
Waste kit: Included

Glendale

Manufactured from high-grade stainless steel, the Glendale promises to be practical and hard working, with a 25 year warranty as standard. Offering the flexibility of a single bowl or 1.5 bowl option, the drainer takes on a bold linear design which is easy to clean and sits perfectly within a range of kitchen styles.

- Micro-sheen™ finish
- Pre-fitted clips and seals
- Ground edge trim
- Reversible drainer design
- Waste kit included



Tap shown: Aquadisc 3 in chrome TAD3CM/

950 x 508mm 1 bowl sink with reversible drainer
GL9501 - 610125



Min. base unit: 500mm
Main bowl (L x W x D): 360 x 424 x 155mm
Waste kit: Included

950 x 508mm 1.5 bowl sink with reversible drainer
GL9502 - 610126



Min. base unit: 600mm
Main bowl (L x W x D): 360 x 424 x 155mm
Second bowl (L x W x D): 156 x 342 x 120mm
Waste kit: Included

Compatible Accessories



370 x 430mm 1 bowl sink
KUB34 - 610137



Min. base unit: 400mm
Main bowl (L x W x D): 340 x 400 x 200mm
Waste kit: Included

730 x 430mm 1 bowl sink
KUB70 - 610140



Min. base unit: 800mm
Main bowl (L x W x D): 700 x 400 x 200mm
Waste kit: Included

860 x 430mm 2 bowl sink
KUB4040 - 610142



Min. base unit: 900mm
Main bowl (L x W x D): 400 x 400 x 190mm
Second bowl (L x W x D): 400 x 400 x 190mm
Waste kit: Included

430 x 430mm 1 bowl sink
KUB40 - 610138



Min. Base unit: 500mm
Main bowl (L x W x D): 400 x 400 x 200mm
Waste kit: Included

580 x 430mm 1.5 bowl handed sink
KUB3418L - 610143 - left hand
KUB3418R - 610141 - right hand



Min. Base unit: 600mm
Main bowl (L x W x D): 340 x 400 x 190mm
Second bowl (L x W x D): 180 x 400 x 140mm
Waste kit: Included

Compatible Accessories

WDUSQUAD/
Square waste adaptor:
required when fitting a waste disposal unit with sink



Quad Undermounts

Made from high grade stainless steel with subtle 25mm radius corners the Quad undermount sinks also feature a modern square waste design which perfectly complements a contemporary styled kitchen scheme.

- Micro-sheen™ finish
- 25mm radius corners
- Square waste kit included
- Hygienic overflow design



Tap shown: Quadrant Contemporary in brushed TQC1BF/

200 x 340mm 1 bowl sink
QUB16 - 610131



Min. base unit: 300mm
Main bowl (L x W x D): 160 x 300 x 115mm
Waste kit: Included

530 x 450mm 1 bowl sink
QUB48 - 610133



Min. base unit: 600mm
Main bowl (L x W x D): 480 x 400 x 195mm
Waste kit: Included

580 x 450mm 1.3 bowl handed sink
QUB3416L - 611033 - left hand
QUB3416R - 610134 - right hand



Min. base unit: 600mm
Main bowl (L x W x D): 340 x 400 x 185mm
Second bowl (L x W x D): 160 x 300 x 115mm
Waste kit: Included

760 x 450mm 2 bowl sink
QUB3434 - 610135



Min. base unit: 800mm
Main bowl (L x W x D): 340 x 400 x 185mm
Second bowl (L x W x D): 340 x 400 x 185mm
Waste kit: Included

390 x 450mm 1 bowl sink
QUB34 - 610132



Min. base unit: 400mm
Main bowl (L x W x D): 340 x 400 x 185mm
Waste kit: Included

600 x 450mm 1.5 bowl handed sink
QUB3418L - 610146 - left hand
QUB3418R - 610148 - right hand



Min. base unit: 600mm
Main bowl (L x W x D): 340 x 400 x 180mm
Second bowl (L x W x D): 180 x 400 x 120mm
Waste kit: Included

Compatible Accessories

WDUSQUAD/
Square waste
adaptor:
required when
fitting a waste
disposal unit
with sink



Classic Undermounts

The Classic undermounts have an elegant curvature to the bowls, creating a discreet sink solution suited to any kitchen scheme. Flexibility is at the forefront of Rangemaster's undermount sinks, with the option of combining different bowl sizes to suit with the choice of handed and reversible options.

- Micro-sheen™ finish
- 65mm radius corners
- Waste kit included
- Hygienic overflow design



Tap shown: Aquaclassic 3 in chrome TAC3CM/

185 x 370mm 1 bowl sink
UB15 - 610991



Min. base unit: 300mm
Main bowl (L x W x D): 156 x 342 x 120mm
Waste kit: Included

490 x 460mm 1 bowl sink
UB45 - 610993



Min. base unit: 600mm
Main bowl (L x W x D): 450 x 420 x 190mm
Waste kit: Included

671 x 460mm 1.5 bowl handed sink
UB4015L - 611006 - left hand
UB4015R - 611005 - right-hand



Min. base unit: 800mm
Main bowl (L x W x D): 420 x 400 x 190mm
Second bowl (L x W x D): 156 x 342 x 120mm
Waste kit: Included

378 x 448mm 1 bowl sink
UB35 - 610990



Min. base unit: 400mm
Main bowl (L x W x D): 350 x 420 x 190mm
Waste kit: Included

597 x 472mm 1.5 bowl reversible sink
UB3515 - 610130



Min. base unit: 600mm
Main bowl (L x W x D): 350 x 420 x 190mm
Second bowl (L x W x D): 156 x 342 x 120mm
Waste kit: Included

787 x 472mm 2 bowl sink
UB3535 - 610998



Min. base unit: 800mm
Main bowl (L x W x D): 350 x 420 x 190mm
Second bowl (L x W x D): 350 x 420 x 190mm
Waste kit: Included

460 x 440mm 1 bowl sink
UB40 - 610992



Min. base unit: 500mm
Main bowl (L x W x D): 420 x 400 x 190mm
Waste kit: Included

597 x 472mm 1.5 bowl handed sink -
UB3515L - 611019 - left hand
UB3515R - 610994 - right hand



Min. base unit: 600mm
Main bowl (L x W x D): 350 x 420 x 190mm
Second bowl (L x W x D): 156 x 342 x 120mm
Waste kit: Included

945 x 460mm 2 bowl sink
UB4040 - 611010



Min. base unit: 1000mm
Main bowl (L x W x D): 420 x 400 x 190mm
Second bowl (L x W x D): 420 x 400 x 190mm
Waste kit: Included



Metallic PVD Finish

A choice of three sumptuous shades finished with a metallic PVD coating, which is robust and durable thanks to the additional enhanced Nano coating finish also applied during manufacture. These rich shades offer a multi-tonal “Spectra” of colour which gleam as light bounces off the sinks surface.

Our PVD Process

To achieve a hardwearing surface, Rangemaster PVD sinks follow a three step process.

1. SHOT-PEEN SURFACE HARDENING

Shot peening the stainless steel surface creates a harder more durable surface, that is both scratch resistant and impact resistant.

2. TITANIUM OXIDE COATING

Commonly referred to as PVD, Titanium Oxide Coating is a vapour deposition technique where solid titanium metal is vaporised in a high vacuum environment and deposited on the sink surface as a pure metal coating. The process transfers the titanium at a molecule level providing an extremely hardwearing coloured layer.

3. NANO RESIN COATING

Finally a nano-resin layer provides a long lasting ultra thin top coat which is durable, and provides an easy to clean surface.



Spectre

Create a striking sink area with Spectra, a new metallic PVD stainless steel collection, which is available in three sumptuous shades designed to add dimension and glamour to any contemporary kitchen scheme.

- PVD finish – three metallic shades to choose from
- Each sink is supplied with fittings for inset and undermount installation, which makes these sinks compatible with all worktop types.
- A PVD waste kit with coordinating coloured waste cover is included as standard
- Inset or undermount installation – both clips provided
- Minimum cabinet size: 600mm
- 1.0mm gauge, 18/10 stainless steel
- 10mm radii corners / Metallic PVD finish
- PVD waste kit & waste cover supplied with each sink
- 3 colourways – Graphite “GR”, Gold “GL” & Copper “CP”
- 25 year warranty



540 x 440mm Spectra Single Bowl
Gold – SPE50GL - 610170



Min. base unit: 600mm
Main bowl: 500 x 400 x 200mm

555 x 440mm Spectra Single Bowl
Gold Left Hand – SPE3416LGL - 610173



Min. base unit: 600mm
Main bowl: 340 x 400 x 200mm
Second bowl: 160 x 400 x 140mm

540 x 440mm Spectra Single Bowl
Gold Right Hand – SPE3416RGL - 610176



Min. base unit: 600mm
Main bowl: 340 x 400 x 200mm
Second bowl: 160 x 400 x 140mm

540 x 440mm Spectra Single Bowl
Copper – SPE50CP - 610171



Min. base unit: 600mm
Main bowl: 500 x 400 x 200mm

555 x 440mm Spectra Single Bowl
Copper Left Hand – SPE3416LCP - 610174



Min. base unit: 600mm
Main bowl: 340 x 400 x 200mm
Second bowl: 160 x 400 x 140mm

540 x 440mm Spectra Single Bowl
Copper Right Hand – SPE3416RCP - 610177



Min. base unit: 600mm
Main bowl: 340 x 400 x 200mm
Second bowl: 160 x 400 x 140mm

540 x 440mm Spectra Single Bowl
Graphite – SPE50GR - 610169



Min. base unit: 600mm
Main bowl: 500 x 400 x 200mm

555 x 440mm Spectra Single Bowl
Graphite Left Hand – SPE3416LGR - 610172



Min. base unit: 600mm
Main bowl: 340 x 400 x 200mm
Second bowl: 160 x 400 x 140mm

540 x 440mm Spectra Single Bowl
Graphite Right Hand – SPE3416RGR - 610175



Min. base unit: 600mm
Main bowl: 340 x 400 x 200mm
Second bowl: 160 x 400 x 140mm

GRANITE SINKS

The Bold, Contemporary & Robust Choice

Choose a granite sink for a contemporary, sleek finished look. There are two different ranges available, Igneous and Neo-Rock – both of which offer a variety of different designs and colours to choose from.

IGNEOUS GRANITE

Constructed from a patented formula of 80% quartz – the toughest element of granite - and high-grade acrylic, the Igneous sink collection is literally rock solid. Its natural anti-bacterial surface repels microbes and stains which means cleaning is a dream.

NEO-ROCK GRANITE

Incorporating 70% quartz particles, Neo-Rock sinks are extremely scratch resistant and resilient against high temperatures.

KEY FEATURES

Durable Material

Resistant against knocks, scratches, stains and heat.

Hygienic Surface

Non-porous surface which repels microbes and stains making the sink much easier to clean.

UV Stability

Fade free colour finish for years to come.

25 Year Warranty

Wide Range of Colours Available

Choose from Stone, Crystal White, Dove Grey & Ash Black

RANGEMASTER
IGNEOUS



Mica



Featuring a unique bowl design and a drainer with defined straight lines, Mica blends contemporary style with practical design effortlessly. Made from Igneous granite, the Mica range is available in 3 options; single bowl in standard and compact sizes and a 1.5 bowl option.

- Igneous granite
- Reversible drainer
- Compact option
- Waste kit included
- Available in Ash Black, Crystal White & Dove Grey finishes



Tap shown: Aquatrend Single Lever in chrome TRE1SLCM/

860 x 500mm 1 bowl sink with reversible drainer
MIC860___/
611210 - AS
611211 - CW
611212 - DG



Min. Base Unit: 500mm
Main Bowl (L x W x D): 415 x 446 x 195mm
Waste kit: Included

1000 x 500mm 1 bowl sink with reversible drainer
MIC1051___/
611213 - AS
611214 - CW
611215 - DG



Min. Base Unit: 600mm
Main Bowl (L x W x D): 484 x 443 x 195mm
Waste kit: Included

1000 x 500mm 1.5 bowl sink with reversible drainer
MIC1052___/
611216 - AS
611217 - CW
611218 - DG



Min. Base Unit: 600mm
Main Bowl (L x W x D): 335 x 443 x 195mm
Second Bowl (L x W x D): 151 x 336 x 120mm
Waste kit: Included

Mayon



Featuring sharp geometric bowls and a smooth drainer design, the Mayon range also features a sleek chrome branded overflow cover adding a premium finish to the overall sink design. The Mayon range is composed of 3 options; single bowl in standard and ultra compact sizes and a 1.5 bowl option.

- Igneous granite
- Reversible drainer
- Branded overflow cover
- Ultra compact option
- Waste kit included
- Available in Ash Black, Crystal White & Dove Grey finishes



Tap shown: Quadrant Single Lever in chrome TQSL1CM/

690 x 510mm 1 bowl sink with reversible drainer
MAY690___/
611201 - AS
611202 - CW
611203 - DG



Min. Base Unit: 450mm
Main Bowl (L x W x D): 365 x 448 x 195mm
Waste kit: Included

1000 x 510mm 1 bowl sink with reversible drainer
MAY1051___/
611204 - AS
611205 - CW
611206 - DG



Min. Base Unit: 600mm
Main Bowl (L x W x D): 500 x 446 x 195mm
Waste kit: Included

1000 x 510mm 1.5 bowl sink with reversible drainer
MAY1052___/
611207 - AS
611208 - CW
611209 - DG



Min. Base Unit: 600mm
Main Bowl (L x W x D): 334 x 446 x 195mm
Second Bowl (L x W x D): 167 x 296 x 120mm
Waste kit: Included

Scoria



Sleek, sophisticated styling with a tough, resistant composition; the Scorias crisp, minimalist lines make this a popular choice for the modern kitchen.

- Igneous granite
- Reversible drainer
- Waste kit included
- Available in Ash Black, Crystal White & Stone finishes



Tap shown: Salerno in chrome TSN1CM/

1000 x 500mm 1 bowl sink with reversible drainer
SCO1051___/
610336 - AS
610360 - CW
610361 - SN



Min. Base Unit: 600mm
Main Bowl (L x W x D): 480 x 440 x 200mm
Waste kit: Included

1000 x 500mm 1.5 bowl sink with reversible drainer
SCO1052___/
610362 - AS
610363 - CW
610364 - SN



Min. Base Unit: 600mm
Main Bowl (L x W x D): 345 x 440 x 200mm
Second Bowl (L x W x D): 155 x 295 x 146mm
Waste kit: Included

Compatible Accessories

KA12/
Draining basket
Stainless steel



KA10/
Chopping board
Bamboo



Amethyst



The modern classic lines of this elegant trio will look equally at home in a contemporary or traditional kitchen. If space is restricted, a compact version is also available within the range.

- Igneous granite
- Reversible drainer
- Compact option
- Waste kit included
- Available in Ash Black, Crystal White, Dove Grey & Stone finishes



Tap shown: Aquatrend in chrome TRE1CM/

860 x 500mm 1 bowl sink with reversible drainer
AME860__ / 610339 - AS
610351 - CW 610353 - SN
611219 - DG



Min. base unit: 450mm
Main bowl (L x W x D): 348 x 422 x 204mm
Waste kit: Included

1000 x 500mm 1 bowl sink with reversible drainer
AME1051__ / 610354 - AS
610355 - CW 610357 - SN
611220 - DG



Min. base unit: 600mm
Main bowl (L x W x D): 482 x 422 x 220mm
Waste kit: Included

1000 x 500mm 1.5 bowl sink with reversible drainer
AME1052__ / 610338 - AS
610346 - CW 610358 - SN
611221 - DG



Min. base unit: 600mm
Main bowl (L x W x D): 341 x 422 x 204mm
Second bowl (L x W x D): 161 x 301 x 148mm
Waste kit: Included

Elements



Elements combines style with functionality; its recessed drainer ensures water spillage is kept to a minimum, while its large square look bowls add contemporary design to your kitchen style.

- Igneous granite material
- Reversible drainer
- Waste kit included
- Available in Ash Black, Crystal White, Dove Grey & Stone finishes



Tap shown: Quadrant Contemporary in chrome TRE1CM/

1000 x 500mm 1 bowl sink with reversible drainer
ELE1051__ / 617138 - AS
617139 - CW 617141 - SN
6171401 - DG



Min. base unit: 600mm
Main bowl (L x W x D): 480 x 420 x 180mm
Waste kit: Included

1000 x 500mm 1.5 bowl sink with reversible drainer
ELE1052__ / 617142 - AS
617143 - CW 617145 - SN
617144 - DG



Min. base unit: 600mm
Main bowl (L x W x D): 380 x 420 x 180mm
Second bowl (L x W x D): 125 x 282 x 120mm
Waste kit: Included

Compatible Accessories

KA12/
Draining basket
Stainless steel



KA10/
Chopping board
Bamboo



Andesite



Andesite encompasses a simple yet sleek drainer pattern alongside large geometric bowls, which offer a contemporary look that is at home in a range of modern kitchens. Attractive circular wastes and overflows, bold contemporary lines and low radius corners culminate into a stunning design for the trend conscious home.

- Igneous granite
- Reversible drainer
- Waste kit included
- Available in Ash Black, Crystal White & Stone finishes



Tap shown: Quadrant Contemporary in chrome TQC1CM/

1000 x 500mm 1 bowl sink with reversible drainer
AND1051__ / 610365 - AS
610366 - CW 610367 - SN



Min. base unit: 600mm
Main bowl (L x W x D): 480 x 430 x 200mm
Waste kit: Included

1000 x 500mm 1.5 bowl sink with reversible drainer
AND1052__ / 610331 - AS
610368 - CW 610369 - SN



Min. base unit: 600mm
Main bowl (L x W x D): 345 x 430 x 200mm
Second bowl (L x W x D): 155 x 340 x 146mm
Waste kit: Included

Compatible Accessories

KA12/
Draining basket
Stainless steel



KA10/
Chopping board
Bamboo





Paragon



Boasting a modern geometric design, our Paragon sink is the ideal match for composite work surfaces and fits neatly within standard cabinetry.

- Igneous granite material
- Undermount installation
- Waste kit included
- Available in Ash Black, Crystal White, Croma Grey finishes

Above colour finishes available with PAR4553__ / & PAR3641__ / sinks only



- Available in Ash Black, Crystal White, Dove Grey & Stone finishes

Above colour finishes available with PAR3115__ / sink only

533 x 457mm 1 bowl sink
PAR4553__ / 610690 - AS
610695 - CW 610696 - CG



Min. base unit: 600mm
Main bowl (L x W x D): 469 x 393 x 209mm
Waste kit: Included

824 x 481mm 2 bowl sink
PAR3641__ / 610691 - AS
610692 - CW 610693 - CG



Min. base unit: 900mm
Main bowl (L x W x D): 362 x 395 x 241mm
Second bowl (L x W x D): 362 x 395 x 241mm
Waste kit: Included

550 x 430mm 1.5 bowl sink*
PAR3115__ / 610335 - AS
610347 - CW 610356 - SN
611222 - DG



Min. base unit: 600mm
Main bowl (L x W x D): 310 x 370 x 200mm
Second bowl (L x W x D): 152 x 370 x 130mm
Waste kit: Included
* Sink can also be installed as inset

Paragon Compact



This new compact addition offers a shorter width which is ideal for smaller areas where space is at a premium.

- Compact size
- Igneous granite material
- Undermount Installation
- Waste kit included
- Available in Ash Black, Crystal White & Stone finishes



501 x 377mm 1 bowl sink
PAR4432__ / 611223 - AS
611224 - CW 611225 - DG



Min. base unit: 500mm
Main bowl (L x W x D): 449 x 325 x 168mm
Waste kit: Included

215 x 378mm 0.5 bowl sink
PAR1632__ / 611226 - AS
611227 - CW 611228 - DG



Min. base unit: 300mm
Main bowl (L x W x D): 162 x 325 x 128mm
Waste kit: Included



FIRE CLAY CERAMIC SINKS

The Classic, 'Statement Piece' Choice

The kitchen sink is one of the most used items of your kitchen so why not add a statement piece to enhance the overall look of your space.

With the addition of a fire-clay ceramic sink you are guaranteed a sink which will retain its high gloss colour and shine for its lifetime.

Rangemaster's ceramic sinks are manufactured using clay sourced from Cornwall, UK. Moulded and fired at high temperatures, they are robust and hygienic thanks to the high-gloss glaze finish with each sink.

There are a choice of inset, undermount and sit-on Belfast options available in a variety of different styles. Thanks to its natural high-gloss finish, a fire-clay ceramic sink beautifully complements any style work surface.

If you are seeking a classic design with a contemporary twist then check out the new Farmhouse Belfast sink in a new anthracite grey finish – this is sure to make a bold statement in any kitchen.

KEY FEATURES

Easy Clean Surface

Thanks to its smooth glazed surface, a Rangemaster fire-clay ceramic sink is easy to clean as microbes and stains just simply wipe away.

Superior Strength

Thanks to the high gloss glazed finish, Rangemaster ceramic sinks are highly resistant against heat, stains and scratches.

Expanded Colour Range

Introducing the new Anthracite Grey finish now available in the Farmhouse Belfast range.

Austell

Paying homage to where its core raw material is sourced, Cornwall UK. Austell is a robust, hard-wearing choice thanks to its inherent strength. This design features a modern recessed drainer design with bold straight lines and generous sized bowls, which are ideal for washing large pots and pans.

- Fire-clay ceramic
- Reversible drainer
- Waste kit included



Nevada

The Nevada collection offers a unique blend of ceramic durability and ultra contemporary styling. Made from high quality fire-clay and glazed to a rich silky lustre, the Nevada is a joy to live with. With sleek bowls and a deep recessed drainer the sink is easy to clean and extremely hard wearing.

- Smooth, minimalist drainer design
- Fire-clay ceramic
- Reversible drainer
- Note: waste kits are sold separately



Tap shown: Quadrant Contemporary in chrome TQC1CM/

1000 x 500mm 1 bowl sink with reversible drainer
CAU10101WH - 611229



Min. base unit: 600mm
Main bowl (L x W x D): 449 x 415 x 190mm
Waste kit: Included

1000 x 500mm 1.5 bowl sink with reversible drainer
CAU10102WH - 611230



Min. base unit: 600mm
Main bowl (L x W x D): 340 x 415 x 190mm
Second bowl (L x W x D): 170 x 300 x 142mm
Waste kit: Included

Compatible Accessories

KA12/
Draining basket
Stainless steel



1010 x 510mm 1 bowl sink with reversible drainer
CNV1WH - 611028K



Min. Base Unit: 600mm
Main Bowl (L x W x D): 470 x 340 x 185mm
Waste kit: Sold separately, please order WKIT15/

1010 x 510mm 1.5 bowl sink with reversible drainer
CNV2WH - 611026K



Min. Base Unit: 600mm
Main Bowl (L x W x D): 350 x 340 x 190mm
Second Bowl (L x W x D): 140 x 340 x 125mm
Waste kit: Sold separately, please order WKIT22/

Compatible Accessories

KA12/
Draining basket
Stainless steel

WKIT15/
Waste kit for
1 bowl sinks

WKIT22/
Waste kit for
1.5 bowl sinks



Rustic

Rustic catches the morning light – and the eye. Offering a modern farmhouse feel, these sinks are beautifully easy to clean and fully cater for the needs of the enthusiastic chef.

- Fire-clay ceramic
- Reversible drainer
- Waste kit included



Tap shown: Aquaclassic 2 in chrome with white handles TAC2CM/WH

Portland

Designed to sit elegantly within a variety of kitchen schemes, the charming Portland fire-clay ceramic sink bears a smooth, high gloss finish, being both easy to clean and extremely durable. A choice of single bowl or 1.5 bowl variants offers flexibility to suit your everyday use.

- Fire-clay ceramic
- Reversible drainer
- Note: waste kits are sold separately



Tap shown: Aquatrend in chrome TRE1CM/

1000 x 500mm 1 bowl sink with reversible drainer
CRT10101WH - 611103



Min. base unit: 600mm
Main bowl (L x W x D): 460 x 390 x 195mm
Waste kit: Included

1000 x 500mm 1.5 bowl sink with reversible drainer
CRT10202WH - 611104



Min. base unit: 600mm
Main bowl (L x W x D): 390 x 360 x 195mm
Second bowl (L x W x D): 147 x 260 x 120mm
Waste kit: Included

Compatible Accessories

KA12/
Draining basket
Stainless steel



1010 x 510mm 1 bowl sink with reversible drainer
CPL10101WH - 610120K



Min. base unit: 600mm
Main bowl (L x W x D): 460 x 400 x 195mm
Waste kit: Sold separately, please order WKIT15/

1010 x 510mm 1.5 bowl sink with reversible drainer
CPL10102WH - 610121K



Min. base unit: 600mm
Main bowl (L x W x D): 350 x 410 x 195mm
Second bowl (L x W x D): 135 x 257 x 125mm
Waste kit: Sold separately, please order WKIT24/

Compatible Accessories

KA12/
Draining basket
Stainless steel

WKIT15/
Waste kit for
1 bowl sinks

WKIT22/
Waste kit for
1.5 bowl sinks





Tenby

Classically designed, the Tenby collection is available in single and 1.5 bowl options. The compact 850 x 500mm variant fits smaller 500mm cabinet sizes - ideal for smaller kitchen spaces. Tenby is fully reversible, choose to install the drainer on the left-hand side or right-hand side at point of installation.

- Classic design with soft curved bowls
- Waste and plumbing kit included
- Reversible drainer
- Inset installation with compact single bowl option
- Minimum cabinet size (single bowl): 500mm
- Minimum cabinet size (1.5 bowl): 600mm
- Waste and plumbing kit included
- 10 year warranty



850 x 500mm Tenby Single Bowl
CTE8501WH - 610179



Min. base unit: 500mm
Main bowl: 340 x 370 x 200mm
Waste kit: Included

850 x 500mm Tenby 1.5 Bowl
CTE10102WH - 610180



Min. base unit: 600mm
Main bowl: 330 x 370 x 215mm
Second bowl: 135 x 253 x 128mm
Waste kit: Included



Double Bowl Farmhouse Belfast

The ultimate statement piece in your kitchen with the addition of a beautiful double-bowl Farmhouse Belfast sink. Manufactured from high-grade fire-clay ceramic featuring ultra smooth surfaces throughout, this sink exudes luxury living at its best.

- Fire-clay ceramic
- Double bowls - ideal for washing large pots and pans
- Overflow included
- Waste kit included



Tap shown: Belfast Traditional in chrome TBL1CM/

Classic Belfast

There's very little that captures the true essence of a traditional British kitchen quite like a Belfast sink. Sometimes referred to as a Butler sink, the large solid design typifies the very heart of the home. Available in single bowl and double bowl options.

- Fire-clay ceramic
- Note: Waste kits are sold separately



793 x 491mm 2 bowl sit-on Belfast sink
CFBL800WH - 611231



Min. Base unit: 800mm
Main bowl (L x W x D): 366 x 450 x 195mm
Second bowl (L x W x D): 366 x 450 x 195mm
Overall height: 220mm
Waste kit: Included

Compatible Accessories

KA12/
Draining basket
Stainless steel



595 x 455mm 1 bowl sit-on Belfast sink
CCBL595WH - 611099K



Min. base unit: 600mm
Main bowl (L x W x D): 525 x 385 x 215mm
Overall Height: 250mm
Waste kit: Sold separately, please order WKIT13/

800 x 500mm 2 bowl sit on Belfast sink
CDB800WH - 610122K



Min. base unit: 800mm
Main bowl (L x W x D): 365 x 450 x 200mm
Second bowl (L x W x D): 365 x 450 x 200mm
Overall Height: 220mm
Waste kit: Sold separately, please order WKIT24/

Compatible Accessories

KA12/
Draining basket
Stainless steel

WKIT13/
Waste kit for
1 bowl sinks



WKIT24/
Waste kit for
1.5 bowl sinks

Grange

The Grange Belfast features slim profile walls with sharper radius corners - offering a contemporary sit-on Belfast option which benefits from a slightly larger bowl.

- Rangemaster branded
- Sit-on Belfast sink
- Available in two colourways: Gloss White & Matt Black
- Minimum cabinet size (single bowl): 600mm
- Improved packaging design with additional packing support included
- Slim profile walls, offering a contemporary look which benefits from a slightly larger bowl
- Waste and plumbing kit included
- 10 year warranty



595 x 455mm Grange Single Bowl
White CGR595WH - 610182



Min. base unit: 600mm
Main bowl: 555 x 415 x 227mm
Overall height: 250mm
Waste kit: Included

595 x 455mm Grange Single Bowl
Matt Black CGR595MB - 610183



Min. base unit: 600mm
Main bowl: 555 x 415 x 227mm
Overall height: 250mm
Waste kit: Included



W

MB

Hartland

Thanks to its inset installation method, you can achieve a Belfast look sink with any worktop material type with Hartland. Its deep apron front profile adds a design statement in any contemporary or traditional style of kitchen. Hartland is available with a single bowl offering an overall measurement of 622mm wide, which fits 600mm cabinet sizes comfortably.

- Contemporary Belfast sink with apron front
- Manufactured from fire-clay ceramic
- Waste and plumbing kit included
- Inset installation with apron front overhang
- Minimum cabinet size (single bowl): 600mm
- Compatible with all worktop kinds
- 10 year warranty



622 x 494mm Hartland Single Bowl
CHA622WH - 610181



Min. base unit: 600mm
Main bowl: 518 x 401 x 186mm Overall
Apron Front: 170mm
Waste kit: Included



Rustique

Create a modern finished look with the addition of a Rustique fire-clay ceramic bowl. Fitted as either an inset or undermount sink, the Rustique will provide a real focal point in the kitchen and contrast excellently to all colours and finishes.

- Inset or undermount installation
- Waste kit included



595 x 460mm 1.5 bowl sink
CRUB3216WH - 611093



Min. base unit: 600mm
Main bowl (L x W x D): 337 x 400 x 196mm
Second bowl (L x W x D): 183 x 400 x 176mm
Waste kit: Included

600 x 522mm 1.3 bowl sink
CRUB3314WH - 611092



Min. base unit: 650mm
Main bowl (L x W x D): 360 x 460 x 195mm
Second bowl (L x W x D): 162 x 300 x 175mm
Waste kit: Included



462 x 462mm 1 bowl sink
CRUB4040WH - 611232



Min. base unit: 500mm
Main bowl (L x W x D): 400 x 400 x 195mm
Waste kit: Included

598 x 462mm 1 bowl sink
CRUB5340WH - 611233



Min. base unit: 650mm
Main bowl (L x W x D): 536 x 401 x 195mm
Waste kit: Included



445mm Ø 1 bowl sink
CRUB385WH - 611235



Min. base unit: 500mm
Main bowl (L x W x D): 385mm Ø Waste kit: Included

234 x 460mm 1 bowl sink
CRUB1740WH - 611234



Min. base unit: 300mm
Main bowl (L x W x D): 174x 400 x 195mm
Waste kit: Included



KITCHEN TAPS & ACCESSORIES

The Finishing Touches

Complement your kitchen sink with a Rangemaster Tap & Accessories. Rangemaster taps and accessories have been designed to help assist with daily tasks so that cooking and cleaning are made easier.

TAPS

All of Rangemaster’s taps are manufactured from high-grade brass and finished with state of the art long-lasting electrolytic coatings. A ceramic disc cartridge is also included with every tap which provides smooth handle movement and ensures the user has full control over the flow and temperature of the water.

There are a variety of designs and finishes available to choose from including filter taps and pull out taps.

KEY FEATURES



Anti-Splash Spout
The spout features a honeycomb aerator design which mixes air with water to emit a soft ‘champagne like’ water flow with no splash.



Pull-Out Hose
For ultimate food preparation and cleaning results choose a tap with a pull out hose, the majority of designs feature a retractable hose which sits discreetly within the tap not altering its appearance from a standard tap.

Water Pressure
The flow of water is determined from the water pressure available in your home, identifying the type of plumbing system already installed will help you choose a tap to suit your water pressure.



All Pressure
The majority of taps have been designed to work with all plumbing systems, including low pressure hot water tanks. Look for the ‘A’ symbol opposite across our range which highlights compatibility with all water systems from 0.2 bar onwards.



Medium Pressure
Some of the taps require plumbing systems with a higher bar pressure of 0.5 bar onwards, look for the ‘M’ symbol opposite against these types of taps.



High Pressure
Taps with a ‘H’ symbol will require a plumbing system with 1.0 bar or higher when installing.

Filter Taps

Rangemaster's filter taps deliver crystal clear, clean water thanks to the high quality carbon filter included, which reduces impurities and delivers fresh tasting water at the push of a handle. Reduce your plastic usage by investing in a filtered tap at home, each filter cartridge will deliver 2,500 litres of water and can be easily replaced when needed.



Aquaclassic Filter Tap

A classic design featuring white handles, the perfect addition to a traditional styled kitchen.

TSA4CM/ Chrome finish - 617061

Tap height: 392mm
Spout reach: 216mm
Min. pressure: 0.2 bar



Cruciform Filter Tap

A modern alternative with its sweeping swan neck and contemporary handle design.

TSA5CM/ Chrome finish - 617062
TSA5BF/ Brushed finish - 617064

Tap height: 392mm
Spout reach: 216mm
Min. pressure: 0.2 bar

Pull Out Taps

Choose a kitchen tap with pull out function for ultimate food preparation and cleaning results. Thanks to its extendable hose, larger pots and pans which cannot fit easily in standard sinks can be cleaned easily. The majority of our designs feature a retractable hose which sits discreetly within the tap not altering its appearance from a standard tap.



Pro Spray

Featuring an open coil design and single lever handle with jet and spray self cancelling sprayhead.

TPR1CM/ Chrome finish - 617018

Tap height: 535mm
Spout reach: 184mm
Min. pressure: 1.5 bar



Aquadisc 5 Pull Out

Featuring a modern quad neck design, the Aquadisc 5 subtly hides its additional pull-out function within the spout design.

TAD5POCM/ Chrome finish - 617027

Tap height: 275mm
Spout reach: 218mm
Min. pressure: 0.75 bar



Aquatrend Spring

Sitting tall and proud, the Aquatrend Spring creates a bold statement piece in your kitchen.

TRE1SPRCM/ Chrome finish - 617020

Tap height: 528mm
Spout reach: 188mm
Min. pressure: 0.5 bar



Aquatrend Pull Out

Featuring a unique pin handle design and dual lever control function.

TRE1POCM/ Chrome finish - 617041
TRE1POBF/ Brushed finish - 617053

Tap height: 388mm
Spout reach: 220mm
Min. pressure: 1.5 bar



Aquatrend Single Lever Pull Out

Featuring a unique pin handle design and single lever control function.

TRE1SLPOCM/ Chrome finish - 617100
TRE1SLPOBF/ Brushed finish - 617029

Tap height: 390mm
Spout reach: 220mm
Min. pressure: 1.5 bar

Single Lever Taps

Operate your tap single-handed while maintaining maximum control over the temperature and flow of the water thanks to the ceramic disc cartridge included which has been designed to ensure a smooth handle operation is maintained when turned.



Quadrant Single Lever

Contemporary design with a modern slim spout and square base design.

TQSL1CM/ Chrome - 617016
TQSL1BF/ Brushed - 617017
TQSL1MB/ Matt Black - 617130

Tap height: 317mm
Spout reach: 219mm
Min. pressure: 0.5 bar

Aquatrend Single Lever

Aquatrend stands tall to create a focal point in your kitchen, now available in two new additional finishes.

TRE1SLCM/ Chrome - 617049
TRE1SLBF/ Brushed - 617047
TRE1SLMB/ Matt Black - 617132
TRE1SLBB/ Brushed Brass - 617131

Tap height: 390mm
Spout reach: 216mm
Min. pressure: 0.4 bar



Conical Single Lever

A uniquely shaped body paired with a square spout design which creates an ultimate modern design piece.

TCOSL1CM/ Chrome - 617121
TCOSL1BF/ Brushed - 617122
TCOSL1MB/ Matt Black - 617124
TCOSL1BB/ Brushed Brass - 617123

Tap height: 294mm
Spout reach: 212mm
Min. pressure: 0.6 bar

Ellipse

Featuring a tall spout with overhead lever, the Ellipse range blends contemporary style with practicality.

TEP1CM/ Chrome - 617082

Tap height: 277mm
Spout reach: 185mm
Min. pressure: 0.6 bar

Aquaflow

A compact solution where space may be restricted.

TAF1CM/ Chrome - 617006

Tap height: 163mm
Spout reach: 230mm
Min. pressure: 0.2 bar

Dual Lever Taps

A dual lever tap gives the user full control of the hot and cold water feeds, with an added benefit of the hot water boiler unit not activating unnecessarily when the cold water is turned, saving energy day-to-day.



Aspire

Featuring a modern flat handle and spout design for a sleek, contemporary finished look.

TAI1CM/ Chrome - 617097

Tap height: 365mm
Spout reach: 231mm
Min. pressure: 0.4 bar

Quadrant Contemporary

Contemporary design with a modern slim spout and square base design.

TQC1CM/ Chrome - 617078
TQC1BF/ Brushed - 617014
TQC1MB/ Matt Black - 617129

Tap height: 291mm
Spout reach: 219mm
Min. pressure: 0.4 bar

Belfast Traditional

Classically designed to complement a traditional Farmhouse Belfast sink, available in two colour finishes.

TBL1CM/ Chrome - 617039
TBL1BF/ Brushed - 617040

Tap height: 368mm
Spout reach: 190mm
Min. pressure: 0.1 bar



Belfast Monobloc

The Belfast Monobloc complements Belfast style sinks perfectly thanks to its compact size and traditional styling.

TBM1CM/ Chrome - 617054
TBM1BF/ Brushed - 617045

Tap height: 343mm
Spout reach: 193mm
Min. pressure: 0.3 bar

Quadrant Monobloc

Combining a sharp square edged design with a soft curved spout for a subtle, modern look.

TQM1CM/ Chrome - 617077

Tap height: 335mm
Spout reach: 200mm
Min. pressure: 0.5 bar

Conical

A uniquely shaped body paired with a square spout design which creates an ultimate modern design piece.

TCO1CM/ Chrome - 617125
TCO1BF/ Brushed - 617126
TCO1MB/ Matt Black - 617128
TCO1BB/ Brushed Brass - 617116

Tap height: 294mm
Spout reach: 212mm
Min. pressure: 0.3 bar

Dual Lever Taps



Traditional Belfast Bridge

The Traditional Bridge mixer offers a choice of different handle finishes to perfectly complement your Belfast sink.


- TBL3CM/CM Chrome - 617090 - Chrome handles
- TBL3CM/WH Chrome - 617096 - White handles
- TBL3BF/BF Brushed - 617081 - Brushed handles
- Tap height: 355mm / Spout reach: 192mm
- Min. pressure: 0.3 bar



Cruciform

An elegant design with minimalist styling and softened edges.

- TCF2CM/ Chrome - 617075
- TCF2BF/ Brushed - 617074
- Tap height: 392mm
- Spout reach: 216mm
- Min. pressure: 0.3 bar



Estuary

Classically designed featuring a curvature body and tapered handle design, available in three finishes.

- TES1CM/ Chrome - 617072
- TES1BF/ Brushed - 617073
- TES1BC/ Brushed Copper - 617076
- Tap height: 361mm
- Spout reach: 194mm
- Min. pressure: 0.3 bar



Aquaclassic 2

With the choice of multiple different handle finishes, Aquaclassic 2 can be paired with any ceramic styled sink.

- TAC2CM/WH Chrome - 617099 White handles
- TAC2CM/CM Chrome - 617034 Chrome handles
- TAC2BF/BF Brushed - 617032 Brushed handles
- Tap height: 359mm / Spout reach: 190mm
- Min. pressure: 0.3 bar



Aquadisc 1

Minimalist design, Aquadisc features slim pin handles with a short neck.

- TAD1CM/ Chrome - 617011
- Tap height: 278mm
- Spout reach: 193mm
- Flow rate: 0.3 bar



Aquatrend

A modern favourite, the Aquatrend delivers 'on-trend' styling with superb water output.

- TRE1CM/ Chrome - 617010
- TRE1BF/ Brushed - 617012
- TRE1MB/ Matt Black - 617134
- TRE1BB/ Brushed Brass - 617133
- Tap height: 379mm
- Spout reach: 216mm
- Min. pressure: 0.3 bar



Aquavogue

Designed for the fashionista, Aquavogue is your style icon featuring a striking handle design and tall sweeping spout.

- TVO1CM/ Chrome - 617063
- TVO1BF/ Brushed - 617004
- Tap height: 398mm
- Spout reach: 216mm
- Min. pressure: 0.3 bar



Parma

A modern, minimalist design with flair – Parma is the perfect accompaniment to any styled kitchen scheme.

- TPM1CM/ Chrome - 617052
- TPM1BF/ Brushed - 617088
- Tap height: 389mm
- Spout reach: 216mm
- Min. pressure: 0.3 bar



Intense

If striking design is what you seek, the Intense tap delivers this, featuring a tall sweeping neck and available in 5 colours.

- TID1CM/ Chrome - 617067
- TID1BF/ Brushed - 617068
- TID1BC/ Brushed Copper - 617070
- TID1MB/ Matt Black - 617055
- TID1GR/ Graphite - 617069
- Tap height: 398mm
- Spout reach: 216mm
- Min. pressure: 0.5 bar



Monorise

A popular favourite, Monorise features slim pin handles for a minimalist, subtle finished look.

- TMR1CM/ Chrome - 617093
- TMR1BF/ Brushed - 617094
- Tap height: 363mm
- Spout reach: 194mm
- Min. pressure: 0.5 bar

Dual Lever Taps



Aquaquad

Modern in design with a quad style neck and tabbed handles, the Aquaquad is available in four finishes.

TAQ2CM/ Chrome - 617117
TAQ2BF/ Brushed - 617118
TAQ2MB/ Matt Black - 617120
TAQ2BB/ Brushed Brass - 617119

Tap height: 380mm
Spout reach: 216mm
Min. pressure: 0.3 bar



Aquadisc 5

Featuring easy operable handles and a straight spout design, the Aquadisc 5 is a modern favourite.

TAD5CM/ Chrome finish - 617022

Tap height: 355mm
Spout reach: 192mm
Min. pressure: 0.3 bar



Salorno

Subtly designed to suit any style of kitchen, featuring easy to use paddle handles with a low square neck design.

TSN1CM/ Chrome finish - 617084
TSN1BF/ Brushed finish - 617056

Tap height: 379mm
Spout reach: 216mm
Min. pressure: 0.3 bar



Aquavibe

Designed for the fashionista, Aquavogue is your style icon featuring a striking handle design and tall sweeping spout.

TVB1CM/ Chrome finish - 617085
TVB1BF/ Brushed finish - 617086

Tap height: 398mm
Spout reach: 216mm
Min. pressure: 0.3 bar

Sink Accessories



Square Waste Adaptor

To be used with waste disposal units on Arlington, Kube & Quad sinks

WDUSQUAD/ - 610975



Strainer Basket

Compatible with all sinks

Stainless Steel / White

KA12SS/ Stainless Steel - 610946



Chopping Board

Bamboo

KA10/ - 610930



Strainer Bowl

Classically designed featuring a curvature

KA26/ (A) - 610956
KA28/ (A) - 610973

Basket Strainer Waste Kits



REF	CODE	PRICE €
WAST09	618253	



REF	CODE	PRICE €
WAST10	618250	



REF	CODE	PRICE €
WAST23	618255	



REF	CODE	PRICE €
WAST04	618252	



REF	CODE	PRICE €
WAST03	618251	



REF	CODE	PRICE €
WKIT09	610658	



REF	CODE	PRICE €
WKIT13	611102	



REF	CODE	PRICE €
WKIT15	611031	



REF	CODE	PRICE €
WKIT20	611037	



REF	CODE	PRICE €
WKIT21	611038	



REF	CODE	PRICE €
WKIT03	610334	



REF	CODE	PRICE €
WKIT04	610657	

Plug Waste Kits



REF	CODE	PRICE €
WKIT05	610320	



REF	CODE	PRICE €
WKIT17	611032	



REF	CODE	PRICE €
WKIT07	610656	



REF	CODE	PRICE €
WKIT06	610324	



REF	CODE	PRICE €
WKIT18	618254	

Plumb Kits



REF	CODE	PRICE €
WSPARE29	610471	



REF	CODE	PRICE €
WSPARE38	618256	



REF	CODE	PRICE €
WKIT26	617135	



REF	CODE	PRICE €
WKIT27	617136	

Miscellaneous

REF	CODE	DESCRIPTION	PRICE €
SB CLIPS	610322	Single Bowl Clips	
SB CLIPS AND SEALANT	610325	Single Bowl Clips & Sealant	
1592	610328	Adaptor for Round Bowl	
WKIT A	610440	Eirline Single Bowl	
WKIT B	610441	Eirline 1.5 Bowl	
PP0010/S	SS2301	Viva Basket Strainer Waste with Square Overflow	
PP0011	SS2302	Viva Basket Strainer Waste with No Overflow	
	611001	Leisure Tap Hole Cover	

Wastes & Tap Repair Kits

Wastes with Chain and Brass Plug



CODE	REF.	SIZE	DESCRIPTION	PRICE €
740130	E395	1¼"	Basin waste	
740133	–	1½"	Bath waste	

Basin and Bath Tap Universal Conversion Kit



CODE	REF.	DESCRIPTION	PRICE €
589921	MCK001	½" & ¾" Tap Conversion Kit	
589923	-	½" Victorian Conversion Kit	

Rangemaster Basket Strainer Plug



CODE	REF.	PRICE €
610974	WSPARE21	

Plastic Wastes



CODE	ITEM	PRICE €
610321	Standard 1 ½" Sink Waste Pack (WSPARE19/PA06)	
610320	Standard 1 ½" Sink Waste & Overflow Assembly (WKIT05) (Pictured)	

½" Chrome Plated Handle & Valve complete (Ref G72) SC300 (BS5412)



CODE	BOX QTY	PRICE €
589935	64	

C.P. on Brass



CODE	ITEM	SIZE	REF. NO.	PRICE €
740880	1 ½" Unslotted Bath Waste	1 3/8" Tail 2 7/8" Flange	088	

Sink Chains

CODE	PRICE €
740129	

Copper Tails

CODE	PRICE € PAIR
580996	

Presflo Fliptop Wastes



CODE	ITEM	PRICE €
740140	1 ¼" Presflo Basin Waste Slotted	
740141	1 ¼" Presflo Basin Waste Unslotted	

C.P. on Brass Basin Waste



CODE	ITEM	SIZE	PRICE €
740833	1 ¼" Slotted Basin Waste	3 ½" Tail 2 7/16" Flange	

Push Button / Click Clack Basin Waste



CODE	ITEM	SIZE	PRICE €
599303	Slotted	-	
599304	Unslotted	-	

Economy Bath Pop-up Waste & Overflow



CODE	ITEM	PRICE €
740881	Suitable for baths up to 9mm thick	

Terms and Conditions of Sale

1. PRICES

All quotations are made and orders accepted without engagement. Every effort will be made to carry out any contract in accordance with the quoted prices. Orders are only accepted by the Seller for execution, however, at prices ruling at dates of despatch.

2. ORDERS

Orders accepted by the Seller cannot be cancelled without the Seller's consent in writing. Orders are accepted for delivery without responsibility for unforeseen hindrances, shortages of material, delays in transit, accidents, etc. Delivery dates are approximate and cannot be guaranteed, although they will be adhered to as far as possible. No responsibility can be accepted for delay in delivery.

3. ILLUSTRATIONS

The Seller cannot guarantee that the illustrations in the Seller's catalogues are in all cases identical with the goods the Seller supply, as improvements and modifications may be made from time to time.

4. WEIGHTS

Weights and measurements, when given, are generally correct, but must be taken as approximate only; they cannot be guaranteed.

5. WARRANTY

All goods are carefully tested, gauged, and inspected before despatch. Should any goods prove defective owing to faulty materials or workmanship, they will be replaced free provided such goods are returned to the Seller within three months from date of despatch. Beyond this, the Seller gives no guarantee, and accepts no responsibility for damage, direct or indirect or consequent from this or any cause. This warranty is given in place of any warranty or conditions (including any conditions as to quality or fitness for any particular purpose) implied by Common Law, Statute, or otherwise, which are hereby expressly excluded.

6. BREACH OF WARRANTY

The Seller accepts no responsibility for any breach of Clause 5 (Warranty) or in respect of any defect in the goods or damage caused by the use of the goods due to (i) ordinary wear and tear (ii) improper handling or storage or non-compliance with installation or handling regulations or excessive strain or use (iii) force majeure, special external circumstances not foreseen in respect of the goods or due to the use of the goods beyond normal use or (iv) use of the goods for a purpose for which they are not intended including, for example (but

without limitation), use and/or installation of the goods in any location (whether underground or otherwise) for which the goods are not suited.

7. NEW ACCOUNTS

Two approved trade references are requested.

8. SETTLEMENT TERMS

All accounts are strictly "Nett Monthly". Accounts are due and should be paid direct to the Seller. Receipts if requested will not be recognised except on the Sellers specially printed form. Clerical errors and omissions are subject to correction.

9. CONTRACTS

Delivery of contracts must be taken within the period specified, otherwise the Seller reserves the right to cancel or deliver the outstanding balances at the end of the period.

10. DELIVERY

If direct from Works to the Buyers warehouse in one lot, carriage paid. For orders under €250.00, carriage applied at €6.00 per carton, €20 per bundle (pipe lengths) and €35.00 per pallet. Delivery charges outside of Ireland confirmed upon order.

11. PACKING

Packing is non-returnable and free of charge.

12. NOFICATION OF DAMAGE, PARTIAL LOSS, SHORTAGES, ETC

Buyers must notify the Seller in writing in the event of damage, loss or shortage within seven days of delivery of goods. Every consignment ex Works contains a Contents Note and the reference number thereof, should be quoted. In the absence of such written advice from the Buyers to the Sellers, the goods will be deemed to have been delivered complete, and in a satisfactory condition, and the risk in the goods is then transferred to the Buyers.

13. SPECIALS

Specials are fittings made to customers orders, and differing from the specification given in the Sellers catalogue. Orders for such specials will be charged on the basis of the Sellers works costs, whether they are alterations to the Sellers existing patterns, or totally new designs, and under no circumstances can the Seller accept their return or cancellation. Any reasonable quantity made by the Seller in excess of an order to cover the possibility of 'Rejects' on the Sellers test, will, in the case of specials, be sent and invoiced to the customer.

14. PART DELIVERIES

Where goods contracted for are deliverable by instalments, each delivery shall be deemed to constitute a separate enforceable contract.

15. ACCEPTANCE OF ORDERS

Contracts and orders are only accepted upon and subject to Sellers' Standard Conditions of Sale, as printed herein. Unless expressly accepted in writing by the Seller, any qualification of these conditions in a Customers form or otherwise, will be of no effect whatsoever.

16. RETURNED FITTINGS

A 12.5% rehandling charge will be levied on any goods returned to the Seller that the Seller previously agreed to accept back, with the exception of those that are covered by Clause 5 (Warranty).

17. EXPORTS

Are subject to quotation and separate conditions of sale.

18. PRESSINGS, CASTINGS, TURNED PARTS AND JOBBING WORK

Made to customers specifications are subject to quotation. Separate conditions of sale apply.

19. RETENTION OF TITLE AND ALL MONIES CLAUSE

Sanbra Fyffe Ltd retains ownership of goods supplied until all debts owed to Sanbra Fyffe Ltd by the purchaser have been paid in full.

20. DISPUTE RESOLUTION PROCESS

(A) Negotiations: The Seller and the Buyer will attempt to resolve any controversy relating to this agreement by negotiations between representatives of the parties who have authority to settle the controversy. The Seller and the Buyer must at all times act in good faith in the course of those negotiations.

The Buyer will give the Seller written notice of the dispute. Within five business days of receiving the notice, the Seller will submit to the buyer a written response. Neither the notice or the response shall exceed 500 words. The representatives shall meet at a mutually acceptable time and place within five business days of the date of the Seller's response.

(B) Mediation: If the matter has not been resolved within five business days of the Seller's response, or if either party will not meet, the dispute will be submitted to mediation as set out below. The mediator will have no power to bind the parties. The mediation will be confidential and without prejudice.

(i) Selection of Mediator: The Seller and the Buyer will have three business days from the end of time for negotiation to jointly request that Friarylaw, Mediation Service Provider, The Friary, Bow Street, Dublin 7, supply within two working days, a list of three potential Mediators, who will be professionally trained in mediation and have suitable industry expertise. Within two business days of the receipt of the list, the Seller and the Buyer will independently rank the proposed candidates, will simultaneously exchange rankings, and will agree to select as Mediator the individual receiving the highest combined ranking who is available. If either party does not rank and provide a copy of the ranking to the other party, the party who does rank will be able to select the Mediator from the list.

(ii) Time and Place for Mediation: In consultation with the Mediator, the Seller and the Buyer will designate a mutually convenient time for the mediation and unless circumstances require otherwise, the date should be not later than five business days after the selection of the Mediator. All Mediations should take place at the Registered Office and Place of business of Sanbra Fyffe, Sanbra Fyffe Limited, Instantor Works, Santry Avenue, Santry, Dublin, D09 K160.

(iii) Fees of the Mediator: The fees of the mediator will be discharged equally by the Buyer and the Seller.

(iv) Termination of Procedure: The Seller and the Buyer agree to participate in the Mediation for at least Four Hours (unless terminated earlier by the Mediator). After that time, either the Seller or the Buyer may leave the mediation at any time. If the mediation does not yield a settlement, the Seller and the Buyer agree not to take any action including letters in contemplation of litigation (other than good faith attempts to negotiate a settlement to the dispute) prior to the conclusion of a five day post mediation period that commences on the day after the conclusion of the mediation.

Index

A

Adaptor Instantor Press	25, 29, 30
Adaptor Ring	11
Adhesive Tracking Strip	33
Agri Fast Flow Valve	90
Air Bottle	89
Angle Pan Connector	107
Anti-Vibration Mat	138
Appliance Trap	104
Arctic Spray	168
Ariston Water Heaters	152
Automatic Air Bottle	89
Automatic Differential Bypass Valve	93
Automatic Filling Valve & Gauge	92

B

Backnuts	147
Ball Type Pump Valves	89
Ball Valve	90, 99, 105
Banjós	163
Basin Pillar	208
Basin Spanner	170
Basket Strainer Plug	280
Basket Strainer Waste Kits	104, 278
Bath Pillar	208
Bathroom Taps	206, 207
Bath Traps	104
Belfast Sinks	224, 264, 265
Bending Spring Pack	32
Bent Swivel Connector	68
Bent Tap Connector	91
Bent Tap Connector Solder Ring	81
Bibcock	91, 95, 208
Bib Tap	91
Boiler Safety Unit	88
Booster Pumps	128
Bosswite	167
Bottle Traps	103
Bottom Entry Ball Valve	105
Braided Glass Yarn	169
Brass Back Plate	173
Brass Pex Inserts	79
Brass Plug	14
Brass Shower Fixer Bracket	208
Brass Single Rings	173
Brass Stopcock	93
Brass 'Y' Strainer	97
Brazing	80, 90
Brazing Torch	168
Bucket Buy	15
Bypass Valve	93

C

Capillary	80
Carbon Monoxide Alarm	168
Cast Brass Screw-On Brackets	74, 173
Check Valve	88, 95
Check Valves Solar	165
Chrome Hose Union Bibcock	208
Circulation Pumps	116
Cleaner	158
Clipacore	171
Compression	6
Compression Bucket Buy	15
Compression Spares	11
Condensemater	171
Copper Floats	90
Copper Immersion Heater	143, 144, 149
Copper Olives	11
Copper Tails	96, 280
Copper Tube Pipe Cutter	170
Coupling End Feed	84

C x C Lever Ballvalves	87
C x C Lever Ballvalves WRAS	87
Cylinder & Tank Jackets	174
Cylinder Thermostat	141

D

Domestic Ballvalves	90
Double Appliance Trap	104
Double Check Valves	95
Drain Cleaner	158
Draining Basket	228
Drill Pipe Reamers	32
Duocut	171

E

Economiser Rapid Heater	150
Economiser (Willis)	145
Eirline Bathroom Taps	206, 207
Eirline Kitchen Sinks	197
Eirline Kitchen Taps	178
Elemex Immersions	142
End Feed	80
Enersave	158
Equinox	134
Expansion Vessels Heating	110
Expansion Vessels Potable	110
Expansion Vessels Radial	111
Expansion Vessels Rectangular	111
Expansion Vessels Solar	111
Expansion Vessels + Sealed System Kit	111
Export Stop Taps	95
Extended Pan Connector	107

F

Fast Flow Valve	90
Fibre Pump Washer	169
Filling Loop	92
Filling Loop WRAS	92
Filter Taps	270
Fire Cement	167
Fire Valve	89
Fl x Fl Lever Ballvalves WRAS	87
Flange	138, 147
Flat Faced Tee	165
Flat Face Nipple	165
Flexible Connectors	106
Flexible Hose	30, 92, 96
Flexible Hoses Instantor Press	30
Flexible Hose with iso Valve	92
Flexible Oil Lines	97
Flexible Tap Tails	96
Flexi Pan Connector	106
Floats	90, 99
Float Valves	105
Flush Valve	105
Flux	167
Food Waste Disposers	203
Frost Free Bib Tap Kit	91

G

Galvanized Steel Clips	173
Gas Cylinder	168
Gaskets	147
Gas PTFE Tape	167
Gate Type Pump Valves	89
Gate Valve	93
Gate Valve Large Size CxC	13
GBPHR Universal Pump Head	118
Gel PVC Cement	167

H

Hansen	99
--------	----

Heated Towel Rail Valves	88
Heating Expansion Vessels	110
Hemp	167
Hex Nipple	14
H.N. Pillar	208
Hose Union Bibcock	91, 208

I

Immersion Controls	147
Immersion Heater Plugs	150
Immersion Heaters	143, 144
Immersion 'O' Rings	147
Immersion Plugs	147
Immersion Spanner	147
Immersion Thermostats	146, 149
Incoloy Immersion Heater	143, 144, 149
Inhibitor	158
Inlet Control Valve Group	93

Instantor Brass Compression

Imperial	6
Large Compression	12
Metric	16
Pex Pipe	79
Pillar Taps	208
Pipe Clips Solvent	101
Pipe Cutter	32, 170
Pipe Decoiler	32
Pipe Freezer	168
Pipe Lubricant	167
Pipe-Preparation Tool	170
Pipe Staple	33
Pipe Support Brackets	172
Pipe Thermostat	141
Plastic Coated Copper Coil	97
Plastic Pex Inserts	79
Plastic Wastes	280
Plugs	147
Plug Waste Kits	278
Plumber's Brassware	208
Plumbing Tools & Accessories	166
Plumb Kits	279
Polyadaptors	14
Poly Floats	90, 99
Pop-up Waste	281
Potable Expansion Vessels	110
Power Flush	158
Pressure Reducing Valve	93
Pressure Switches	133
Pressure Test Gauge	33
Propane/Butane Gas	168
PTFE Tape	167
P-Traps	103
Pump Valves	89, 139
Push Button Waste	281
Push Fit Pressure Test Fitting	33
PVC Cement	167

Instantor Copper Press Fittings

Imperial	68
Metric	70
Tools and Accessories	72
Instantor Pex-Al-Pex Pipe	38
Instantor Pex-Al-Pex Technical Spec	38
Instantor Pex Pipe	78
Instantor Press Fittings	21
Instantor Spanners	170
Instantor Stainless Steel Pipe	61

Instantor Stainless Steel Press

Gas Fittings	54
Water Fittings	46

Isolating Valve	30, 88, 95
-----------------	------------

K

Kitchen Taps	178, 227
--------------	----------

L

Leak Sealer	158
Leisure Taps	226, 227
Lever Ball Valve Instantor Press	30
Lever Ballvalves	87
Lever Bibcock H.U	91
Lever for Ballvalves	99
Limescale Reducer	159
Locking Ball Bibcock H.U.	95
Lubricant	167

M

Magnetic Central Heating Filter	159
Manifold Bracket	33
Manifolds	33, 87, 96
Manifolds with Isolating Valves	96
Manifolds WRAS	87
Manual Pipe Reamer	32
MBP35	124
MBP45	126
Mesh Filter	95
Mini Magnetic Central Heating Filter	159
Mix Pro Gas/Map-X	168
Motorised Valves	141

N

Nail-In Clips	173
Non-Return Valve	88, 95
Nut & Tail for H.U. Bibcock	208

O

OB Circulation Pumps	120
Obtuse Bend Copper Press	69
Obtuse Bend Solder Ring	83
Obtuse Street Elbow Copper Press	69
Offset Straight Pan Connector	107
Oil De-Aerator	97
Oil Filter	89
Oil Fittings	97
Oil Line Adaptors	97
Oil Sight Gauges	97
O Rings	147

P

Pan Connectors	106, 108
Pedestal Trap	104
Pex-Al-Pex Pipe	38
Pex Inserts	79
Pex Pipe	78
Pillar Taps	208
Pipe Clips Solvent	101
Pipe Cutter	32, 170
Pipe Decoiler	32
Pipe Freezer	168
Pipe Lubricant	167
Pipe-Preparation Tool	170
Pipe Staple	33
Pipe Support Brackets	172
Pipe Thermostat	141
Plastic Coated Copper Coil	97
Plastic Pex Inserts	79
Plastic Wastes	280
Plugs	147
Plug Waste Kits	278
Plumber's Brassware	208
Plumbing Tools & Accessories	166
Plumb Kits	279
Polyadaptors	14
Poly Floats	90, 99
Pop-up Waste	281
Potable Expansion Vessels	110
Power Flush	158
Pressure Reducing Valve	93
Pressure Switches	133
Pressure Test Gauge	33
Propane/Butane Gas	168
PTFE Tape	167
P-Traps	103
Pump Valves	89, 139
Push Button Waste	281
Push Fit Pressure Test Fitting	33
PVC Cement	167

R

Radial Expansion Vessels	111
Radiator Extension Elbow Instantor Press	26
Radiator Extension Piece	170
Radiator Key	170
Radiator Valves	88
Rangemaster Taps	270
Reamers	32, 170
Rectangular Expansion Vessels	111
Reducer Set Large Size	13
Reducing Bush	14
Reducing Tee Copper Press	69
Reducing Tee End Feed	85
Reducing Tee Instantor Press	28
Reducing Tee Solder Ring	81

Remote Fire Valve	89
REMS Hand Pressure Testing Pump	36
REMS Manual Deburring Tool	36
REMS Manual Press Tool	36
Rod Thermostats	146
Rubber Lined Clips	74, 173

S

Saddle Bands	173
Saddle Key	170
Safety Valve	88
Sanbra Motorised Valves	141
Sanbra Remote Fire Valve	89
Sankel	156
Sankel Limescale Reducer	159
Sankel Magnetic Central Heating Filter	159
Self Cutting Washing Machine Valve	97
Self Sealing Traps	103
Self-Tapping Saddles	162
Sensor Pocket	165
Shower Bracket Instantor Press	29
Shower Fixer Bracket	208
Shower Pump	134
Shower Trap	104
Side Entry Ball Valve	105
Silencer	158
Silicone Repair Tape	168
Silicone Spray	168
Sink Chains	280
Sink Poly Washer	169
Sinks	197
Slip Coupler Copper Press	68
Smooth Tube Adaptor	165
Snap-In Plastic Clips	74, 173
Snap-Over Clips	74, 173
Solar	165
Solar Elbows	165
Solar Expansion Vessels	111
Solar Flat Face Nipple	165
Solder Mat	168
Solder Ring	80
Solder Wire	167
Solvent Fittings & Pipe	100
Spanners	147
Spigot Instantor Press	26
Spring Loaded Non-Return Valve	88, 95
Square Waste Adaptor	277
Stainless Steel Pipe	61
Stainless Steel Sinks	197, 233
Standard Fire Valve	89
Steel Clips	173
Stopcock	93
Stopcock Large Size CxC	13
Stopcocks	163
Stop End Copper Press	69
Stop End End Feed	84
Stop End Instantor Press	29
Strainer Basket	277
Strainer Bowl	228, 277
S-Traps	104
Submersible Pump	132
Swan Neck Pan Connector	107
Swing Check Valve	88
Syphon	105
System Restorer	158

T

Tail for Ballvalve	99
Talon	172
Tank Jackets	175
Tap Connector	30, 91
Tap Conversion Kit	280
Taps	178, 226

Telescopic Bottle Traps	103
Telescopic P-Traps	103
Thermostatic Mixing Valve	88
Thermostatic Radiator Valves	88
Tiger Loop	97
Titanium Immersion Heaters	144
TMV	88
TPD	138
Tracking Strip	33
TRV	88
TRV Instantor Press	30
Tubular Swivel P-Traps	103

Tucson Pumps

Booster Pumps	128
Circulation Pumps	114
Commercial Circulation Pump	122
GBPHR Universal Pump Head	118
MBP35	124
MBP45	126
OB Circulation Pumps	120
Pressure Switches	133
Shower Pump	134
Submersible Pump	132
VolMax	122

U

Underground Products	160
Undermount Sinks	243, 245, 247

V

VIVA Spares & Accessories	108
VolMax	122

W

Wall Plate & Copper Tube	96
Wallplate Elbow Instantor Press	28
Warix Flange	99
Washer	169
Washing Machine Hose	91
Washing Machine Tee	91
Washing Machine Trap	104
Washing Machine Valve	91, 97
Washing Machine Y Piece	91
Waste Kits	278
Wastemaid Food Waste Disposers	203
Waste Pipe Solvent	101
Wastes	280, 281
Wastes & Tap Repair Kits	280
Wastes with Chain and Brass Plug	280
Waste Traps	102, 103
Water Heaters	152
Water Key	170
Willis	145
Wire Wool	167
WRAS Lever Ballvalves	87

X

Xpresscut Micro	171
Xpresscut Pro	171

Y

Y Piece	91
Y Strainer	97

Notes

Lined area for notes.



Instantor[®]

T 01 842 6255 E sales@instantor.ie

www.instantor.ie

Sanbra Fyffe Ltd.

Instantor Works, Santry Avenue, Santry, Dublin D09 K160



Make the connection with us socially

Superior Plumbing Products
Manufactured by **Sanbra Fyffe**

23.06 Unpriced