



Product Code	770970 (15mm) & 770971 (22mm)
Description	Thermostatic Mixing/Blending Valve (TMV) Incorporating single check valve cartridges and stainless steel strainer.
Size Range	15mm & 22mm
Max. Static Pressure:	10.0Bar
Max. Operating Temperature	85°C
Max. Pressure differential:	2:1
Material Specification:	Copper Alloy – Brass EN12164 CW602N DZR Chrome Plated.
Manufactured to:	ISO9001:2015 ISO14001:2015 B.S.E.N.1254-2 Compression ends B.S.E.N.1111:1999 (High Pressure) & B.S.E.N.1287:1999 (Low Pressure)

T: 01 842 6255 E: sales@Instantor.ie www.Instantor.ie

Sanbra Fyffe Ltd

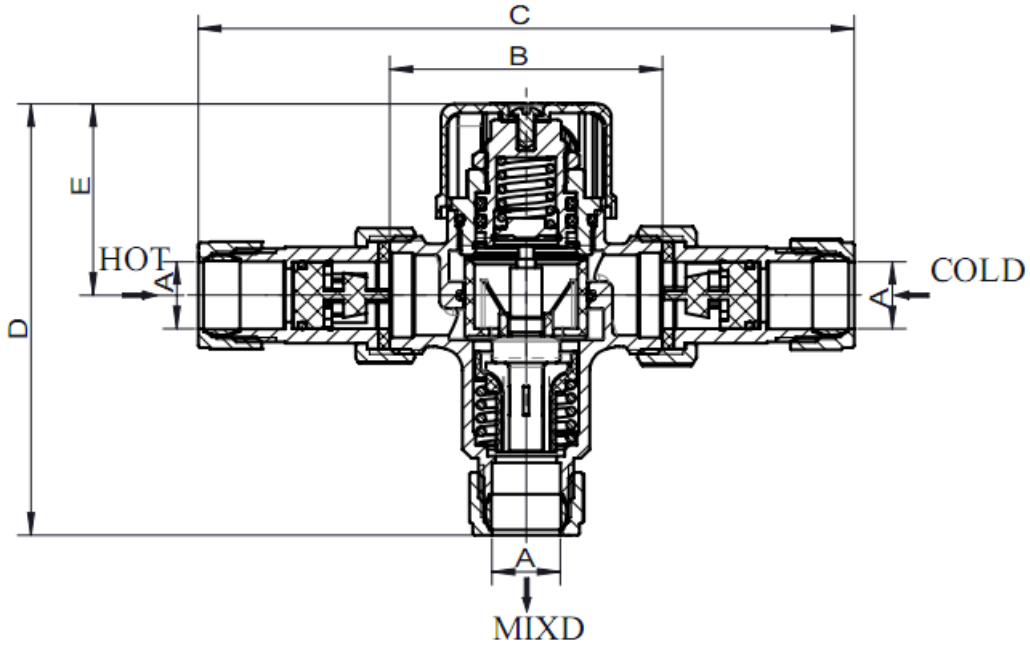
Instantor Works, Santry Avenue, Santry, Dublin D09 K160

Doc Ref: TS770970

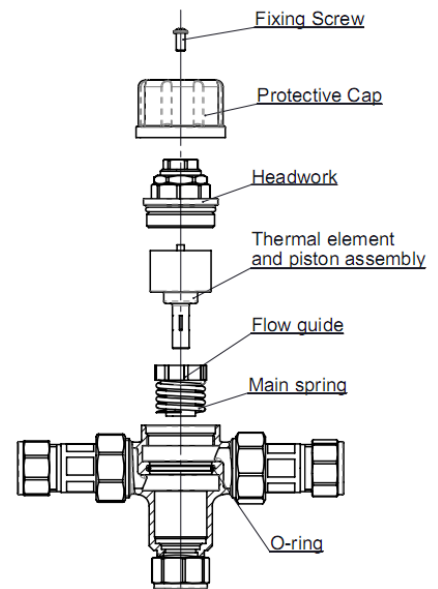
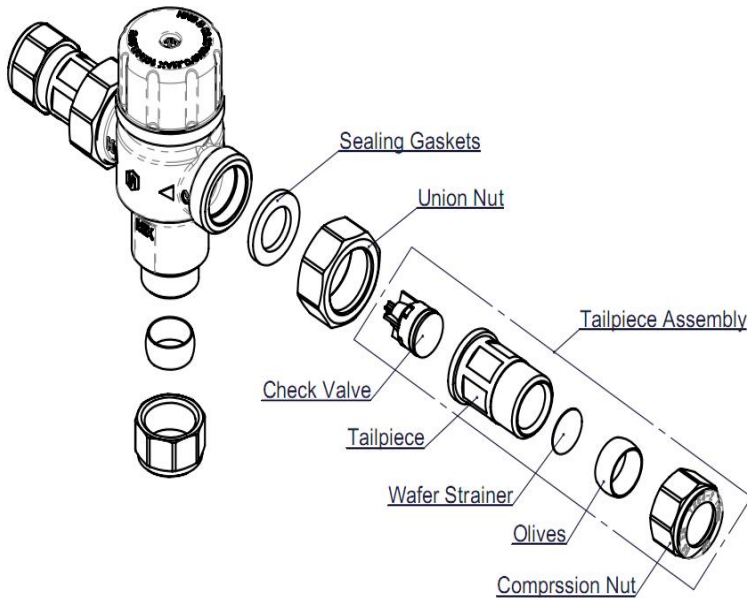
Issue V.3 August 2024

Page 1 of 4





Model	DN Size	A	B	C	D	E
770970 (15mm)	15	15	60	144.5	97	43
770971 (22mm)	20	22	63	157.5	99	43



T: 01 842 6255 E: sales@Instantor.ie www.Instantor.ie

Sanbra Fyffe Ltd
Instantor Works, Santry Avenue, Santry, Dublin D09 K160





TMV - Technical Specification:

Table 1:

Factory Temperature Setting	41°C
Mix Temperature Setting Range	30°C - 50°C
Max. Hot Inlet Temperature	85°C
Inlet Temperature Range	Hot Supply: 56°C-65°C
	Cold Supply: 5°C-20°C
Mix Temperature Stability	±2°C
Min.Temp. Differential (Hot to Mix)	10°C
Max. Static Pressure	10bar
Working Pressure Static	Low 0.2-1bar high 1.0-5.0bar
Working Pressure Dynamic	Low 0.2-1bar High 1.0-5.0bar
Max. Pressure Inlet Differential:	2:1
Min. Flow Rate	5L/min

Table 2 :

Operating pressure range	High Pressure	Low Pressure
Maximum Static Pressure	10 bar	10 bar
Hot & Cold Flow Pressure	1.0 bar to 5.0 bar	0.2 bar to 1.0 bar
Hot supply temperature	55°C to 65°C	55°C to 65°C
Cold supply temperature	5°C to 20°C	5°C to 20°C

Designation	Application	Maximum Temperature °C
HP-B , LP-B	Bidet	38
HP-S , LP-S	Shower	41
HP-W , LP-W	Washbasin	41
HP-T44	Bath*	44

The final stabilized temperature should not exceed the values in Table 4

Table 4:

Application	Maximum Temperature °C
Bidet	38
Shower	41
Washbasin	41
Bath*	44

Any TMV that has been adjusted or serviced must be re-commissioned and re-tested as per the manufacturer's instructions.

T: 01 842 6255 E: sales@Instantor.ie www.Instantor.ie

Sanbra Fyffe Ltd

Instantor Works, Santry Avenue, Santry, Dublin D09 K160





TMV-Technical Specification:

Table 1:

Standard:	High Pressure BS EN1111	Low Pressure BS EN1287
Factory Temperature Setting	41°C	41°C
Mix Temperature Setting Range	30°C - 46°C	30°C - 46°C
Hot Supply Temperature	52°C-65°C	52°C-65°C
Cold Supply Temperature	5°C-25°C	5°C-25°C
Mix Temperature Stability	±2°C	±2°C
Min.Temp. Differential (Hot to Mix)	10°C	10°C
Max. Static Pressure	10 bar	10 bar
Flow Pressure (Hot & Cold)	0.5-5.0 bar	0.1-1.0 bar
Working Pressure Dynamic	1.0-5.0 bar	0.2-1.0 bar
Max. Pressure Inlet Differential:	2:1	2:1
Min. Flow Rate	5L/min	5L/min

Operating pressure range	High Pressure	Low Pressure
Maximum Static Pressure	10 bar	10 bar
Flow Pressure, Hot & Cold	0.5 bar to 5.0 bar	0.1 bar to 1.0 bar
Hot Supply Temperature	55°C to 65°C	55°C to 65°C
Cold Supply Temperature	≤25°C	≤25°C

Table 3 :

Designation	Application	Maximum Temperature °C
HP-B , LP-B	Bidet	38
HP-S , LP-S	Shower	41
HP-W , LP-W	Washbasin	41
HP-T	Bath	44

The final stabilized temperature should not exceed the values in Table 4

Table 4:

Application	Maximum Temperature °C
Bidet	38
Shower	41
Washbasin	41
Bath*	44

Any TMV that has been adjusted or serviced must be re-commissioned and re-tested as per the manufacturer's instructions.

